

County of Sacramento

Recovery Plan Performance Report



State and Local Fiscal Recovery Funds 2024 Report





County of Sacramento

2024 State and Local Fiscal Recovery Funds Report

Table of Contents

Executive Summary.....	5
Uses of Funds.....	7
Promoting equitable outcomes.....	14
Community Engagement	19
Labor Practices.....	20
Use of Evidence.....	21
Performance Report.....	22
Project Inventory	23
Landlord Engagement and Assistance Program	24
Social Health Information Exchange	26
Community Nursing Encampment Unit Pilot.....	28
Community Nursing Children and Families Unit.....	31
Encampment Management Information Tracking Database	34
River District Navigation	36
Mirasol Village Block D.....	38
Water Distribution to Homeless Encampments	39
American River Parkway Sheltering Supports	40
Coordinated Access System Enhancement.....	42
Mather Community Campus Master Plan	44
Homeless Encampment Sanitation Services.....	45
Florin-Power Inn Road Safe Stay Community	47
East Parkway Safe Stay Community.....	49
North Highlands Safe Stay Community.....	51
Women’s Empowerment.....	52

Project Roomkey Extension	54
Arden Star Homekey.....	56
Substance Use Respite and Engagement Center Operational Funding	57
Project Roomkey Medical Services	59
Emergency Medical Services Equipment	61
Primary Health Clinic Staffing	62
Pandemic Technology Needs.....	63
Juvenile Medical Services Staffing	64
Personnel Services COVID-19 Vaccination and Testing Program	65
Academic Support and School Readiness	67
Building Strong Families – Community Supports Navigation Services	69
Food Insecurity-Food Bank Support Pilot Program	72
Food Insecurity-Meal Delivery Pilot Program	74
Fentanyl Awareness Campaign.....	75
Emergency Volunteer Database and Deployment Website	77
Food Insecurity Outreach – National Association for the Advancement of Colored People (NAACP)	78
Psychiatric Sub-Acute Facility	80
Expansion of Substance Use Treatment Services	81
Fentanyl Education and Awareness.....	82
Clinic Services - Telehealth	84
Clinic Services - Staffing	85
Medication Assisted Treatment.....	86
Spay/Neuter and Vaccination Services for Homeless Pets	87
WellSpace Crisis Receiving for Behavioral Health.....	88
Childcare Stipends and Capacity Building.....	89
Mobile Integrated Health	90
Chamber of Commerce Business Assistance	91
Property and Business Improvement District Business Assistance	92
Arts and Non-Profits Cultural Grants	93
Small Business and Non-Profit Grants	94

2022 Retail Food Permit Fee Waiver Project	95
Sacramento Metro Chamber of Commerce-Business Support Services	96
Sacramento Inclusive Economic Development Collaborative-Business Support Services	97
Business Environmental Resource Center-Business Support Services	98
2023 Retail Food Permit Fee Waiver	99
Sacramento Metro Chamber Foundation Apprenticeship Project	100
Mather Veterans Village	101
Roberts Family Development Center.....	102
United Way California Capital Region.....	103
Property Business Improvement District.....	104
Washington Neighborhood Center.....	105
Homeless Engagement Response Team Program	106
One Community Health Street Medicine Program.....	107
Methamphetamine Substance Use and Treatment Program.....	108
Habitat for Humanity of Greater Sacramento	109
Sacramento LGBT Community Center	110
Northern California Construction Training	111
La Familia Opportunity Center.....	113
Property Business Improvement District Security and Maintenance.....	114
Park District Awards.....	115
Community Support Organizations	116
Small Business Qualified Census Tract Grants.....	117
PBID and COC Capacity Building	118
Refugee Enrichment and Development Association	119
Park District Awards.....	120
Community Support Organizations	121
Folsom Economic Development Corporation.....	122
Citrus Heights Navigator	123
Small Business QCT Grants	124
Property Business Improvement District Security and Maintenance.....	125

WEAVE, Inc. Domestic Violence Victim Services.....	126
Hood and Franklin Community Septic Conversion	127
Special Purpose Government Projects and Grants	128
Park District Awards.....	129
Community Support Organizations	130
Youth Supportive Programs.....	131
City of Galt	132
City of Isleton	133
Food Bank Grants.....	134
Community Publication Grants.....	135
United Way STARS	136
Mobile Animal Sterilization Hospital Clinics	137
District 5 Small Business Assistance.....	138
Florin Road Overlay.....	139
Overlay Project 2024 Phase D.....	140
Premium Pay for Essential Workers During COVID-19 Public Health Emergency (Fiscal Year 2021-22).....	141
Premium Pay for Essential Workers During COVID-19 Public Health Emergency (Fiscal Year 2022-23).....	142
Administrative Expenses.....	143
Revenue Replacement	144

Table of Figures

FIGURE 1: ARPA FUNDING ALLOCATIONS	8
FIGURE 2: SINGLE-NIGHT HOMELESS COUNT 2015-2022	9
FIGURE 3: STATE AND COUNTY COVID-19 VACCINATIONS AND DEATHS	10
FIGURE 4: STATE AND COUNTY FOOD INSECURITY RATES	11
FIGURE 5: HOUSING AFFORDABILITY FOR CALIFORNIANS BY ETHNICITY	15
FIGURE 6: COUNTY COVID-19 CASES AND DEATHS BY RACE.....	16
FIGURE 7: COUNTY COVID-19 CASES AND DEATHS BY AGE GROUP	16
FIGURE 8: EMPLOYMENT AND WAGES 2020 TO 2021	17
FIGURE 9: COVID-19 CASES FOR MEDIAN INCOME UNDER 40K	18
FIGURE 10: COUNTY FENTANYL DEATHS	75

EXECUTIVE SUMMARY

The Coronavirus Pandemic (Pandemic) unexpectedly swept across the United States following the first reported cases of the disease in January of 2020. The Pandemic created a public health emergency that triggered social and economic disruption which negatively impacted the health of citizens, as well as the public and private sectors of the economy. Pandemic mitigation efforts included nationwide lockdowns and mandatory shutdowns of nonessential businesses, as well as travel restrictions and quarantines. These mitigation efforts had an impact on the US economy resulting in a recession which, although brief in duration, was deeper than any point during the Great Recession¹ and the reduction in economic activity during the second quarter of 2020 was larger than any quarterly decline during the Great Depression². The health and economic impacts of the Pandemic were felt disproportionately by different sectors of the economy and groups of citizens. Additionally, the Pandemic created an environment that exposed geographic, health, and socioeconomic inequities amongst diverse populations.

In an effort to address the ongoing Pandemic risks and impacts, President Biden signed the 1.9 trillion-dollar American Rescue Plan Act of 2021 (ARPA) into law in March 2021. Funding within ARPA includes \$350 billion for a Coronavirus State and Local Fiscal Recovery Fund (SLFRF). The SLFRF program provides vital resources to state and local governments to respond to the Pandemic and its negative economic impacts and to replace revenue lost due to the public health emergency, preventing cuts to government services.

The County of Sacramento's (County) share of SLFRF funding is approximately \$301.4 million. Under SLFRF, the United States Treasury had the authority to split funding into two equal payments. The County received approximately \$150.7 million in May of 2021 and the remaining \$150.7 million in June of 2022.

Upon receiving the first allocation of SLFRF funding in May of 2021, the County developed a plan to maximize the use of the funds to ensure it was allocated to support a strong and equitable recovery from the Pandemic and economic downturn. The plan identified the SLFRF Phase One Funding Allocation, which was developed based on input from the community received via a community survey conducted in June 2021. The SLFRF Phase One Funding Allocation was approved by the Board of Supervisors (Board) in November of 2021.

Following receipt of the second \$150.7 million SLFRF allocation, the County engaged in a strategizing and planning effort to maximize use of the remaining funds. Recommended funding allocations and projects were evaluated and aligned with County priority issue areas and SLFRF expenditure

¹ Center on Budget and Policy Priorities. 2022. *Pandemic Recession Much Deeper But Shorter Than Great Recession*. <https://www.cbpp.org/pandemic-recession-much-deeper-but-shorter-than-great-recession>. [Accessed 1 July 2022].

² Federal Reserve Bank of St. Louis. 2022. *How Does the Pandemic recession Stack Up Against the Great Depression*. <https://www.stlouisfed.org/on-the-economy/2020/october/pandemic-recession-stack-great-depression>. [Accessed 1 July 2022].

categories. The recommended Phase Two Funding Allocation and associated projects were adopted by the Board on July 13, 2022.

USES OF FUNDS

Initial SLFRF Guidance signified allocations may generally be spent by recipients to respond to the public health emergency and its negative economic impacts, to provide premium pay for essential workers, for the provision of government services, and to make investments in water, sewer, and broadband infrastructure.

To support communities in meeting the infrastructure needs of their communities, eligible uses of SLFRF funding were expanded when the Consolidated Appropriations Act, 2023 (the 2023 CAA) was signed into law by the President. The 2023 CAA gave state, local, and tribal governments more flexibility to use SLFRF funds and added three additional eligible uses of SLFRF funds, including emergency relief from natural disasters, surface transportation projects, and Title I projects.

The County has utilized a robust implementation strategy to plan for the use of SLFRF funds. As part of the development of the County's recovery strategy, a Community Needs Survey (Survey) was administered in June 2021 to solicit community input and ensure an equitable approach in identifying the most critical needs of those who reside and do business in the County. The results of the Survey provided staff with a baseline understanding of community-identified issues and informed recommendations to the Board regarding the strategic prioritization of the use of SLFRF funding. The Board approved the SLFRF Phase One Funding Allocation across the following priority areas:

- Housing and Homelessness
- Health
- Economic Response
- Essential Workers
- Administrative Costs
- District Allocations

The Phase Two SLFRF Funding Allocation was approved by the Board on July 13, 2022. The funding was once again spread across the priority areas established during Phase One, but included an additional priority area, Revenue Replacement.

Subsequent reallocation requests approved by the Board redistributed the funding across the priority areas and added the Surface Transportation priority area as shown in Figure 1.

County SLFRF projects are designed to focus funding within each of the approved strategic priority areas in order to equitably target communities and populations and assist those most susceptible to the negative impacts caused by the Pandemic, as well as to ensure the effective delivery of public services to support these efforts.

In accordance with SLFRF guidelines, County SLFRF priority areas are aligned with U.S. Treasury Expenditures Categories (EC) which include the overarching funding categories of Public Health, Negative Economic Impacts, Premium Pay, Infrastructure, Revenue Replacement, Administrative, and Surface Transportation.

Figure 1: ARPA Funding Allocations

Strategic Priority Area	Allocation	Percent
Housing and Homelessness	\$ 129,275,064	43%
Revenue Replacement	\$ 37,603,761	12%
Health	\$ 36,317,270	12%
Economic Response	\$ 29,053,206	10%
District Allocations	\$ 29,001,000	10%
Essential Workers	\$ 18,047,899	6%
Road Maintenance	\$ 16,000,000	5%
Administration	\$ 6,170,872	2%
Total	\$ 301,469,072	100%

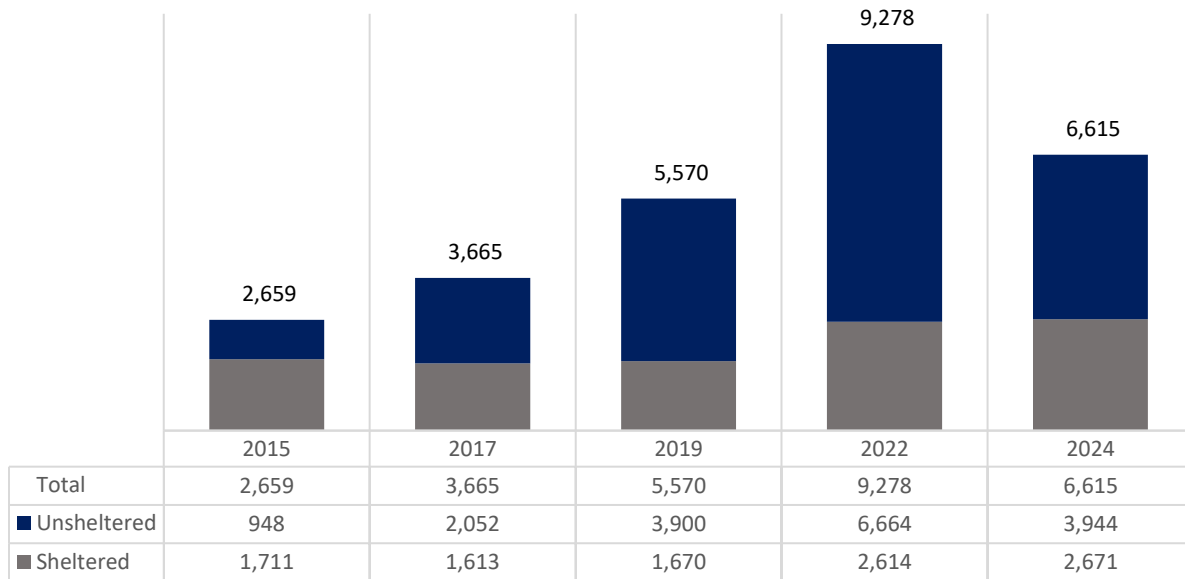
Housing and Homelessness: EC 1 Public Health and EC 2 Negative Economic Impacts

Housing and homelessness were the two top priority issues emerging from the Community Needs Survey. The themes identified within these issue areas included the need for access to affordable housing, non-congregate shelters, rental assistance, services for homeless encampments, community safety, and support services. The Housing and Homelessness Strategic Investment encompasses the greatest allocation of funds and projects are specifically designed to address the most critical needs of this disproportionately impacted population.

Investment of SLFRF into the Housing and Homelessness allocation was largely driven by a measurable increase in the number of sheltered and unsheltered individuals experiencing homelessness during the pandemic. Every two years, the Sacramento Homeless Continuum of Care conducts a Point-in-Time Homeless Count to provide a single-night snapshot of unsheltered individuals and those staying at emergency/transitional shelters. As demonstrated in Figure 2, the total number of sheltered and unsheltered individuals experiencing homelessness increased the greatest from 2019, prior to the start of the pandemic, to 2022, three years after the start of the pandemic, when the number peaked at 9,287 individuals³. Additionally, the number of unsheltered individuals experiencing homelessness increased by 71 percent during the same time period. The total number of homeless individuals decreased from 2022 to 2024, but the number remains higher than pre-Pandemic levels, demonstrating the continued need for extensive services and supports to stabilize and further reduce this population.

³ Sacramento Steps Forward (2024, July). *2024 Homelessness Point-in-Time Count Results Sacramento City and County Continuum of Care*. Sacramento, CA: Sacramento Steps Forward

Figure 2: Single-night Homeless Count 2015-2022



Due to the drastic increase in the homeless population during the Pandemic, and the disproportionate impacts of the Pandemic on this population, the Board prioritized the Housing and Homelessness Strategic Investment to ensure an equitable recovery from the Pandemic. Approved projects are intended to provide rental assistance, low-income housing, medical services, and shelter supports for individuals and families experiencing homelessness who were disproportionately impacted by the Pandemic from both a public health and economic standpoint. Other projects in the Housing and Homelessness Strategic Investment include the distribution of clean water and sanitation stations to homeless encampments, safe stay emergency sleeping cabin communities, and technology improvements to enhance homeless service coordination and delivery.

Health: EC 1 Public Health and EC 2 Negative Economic Impacts

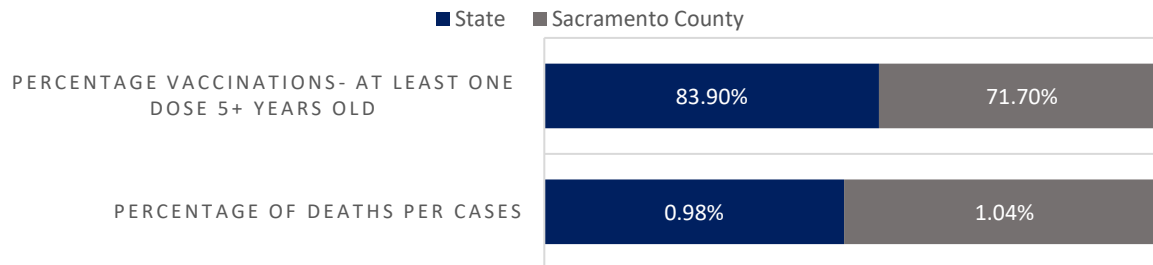
Health Care

During the Pandemic, the Coronavirus (COVID-19) disease infected nearly 85 million Americans and resulted in over one million deaths. The virus, and subsequent mitigation efforts, had clear and ongoing ramifications to public health across the nation. Locally, residents of the County experienced 370,184 cases of COVID-19, and out of these cases, 3,719 residents succumbed to the illness as of June 20, 2023⁴.

⁴ County of Sacramento. *Public Health Epidemiology COVID-19 Dashboard*. <https://sac-epidemiology.maps.arcgis.com/apps/MapSeries/index.html?appid=e11bc926165742ab99f834079f618dad>. [Accessed 20 June 2023]

Between March 2020 and June 2022, when compared to the State of California⁵, the County faced a higher percentage of deaths per COVID-19 cases as well as a lower percentage of County residents that received at least one dose of a COVID-19 vaccine as shown in Figure 3. These circumstances highlighted the need for County public health projects and COVID-19 mitigation efforts.

Figure 3: State and County COVID-19 Vaccinations and Deaths



Historical barriers to healthcare for the most vulnerable populations, including homeless and low-income individuals and families, made them disproportionately susceptible to the COVID-19 virus. Efforts towards providing regular medical care and patient education for these populations assist to mitigate the spread of COVID-19 variants and other contagious illnesses. SLFRF projects to increase staffing to provide medical and behavioral health services in the community allow for the direct care for these populations.

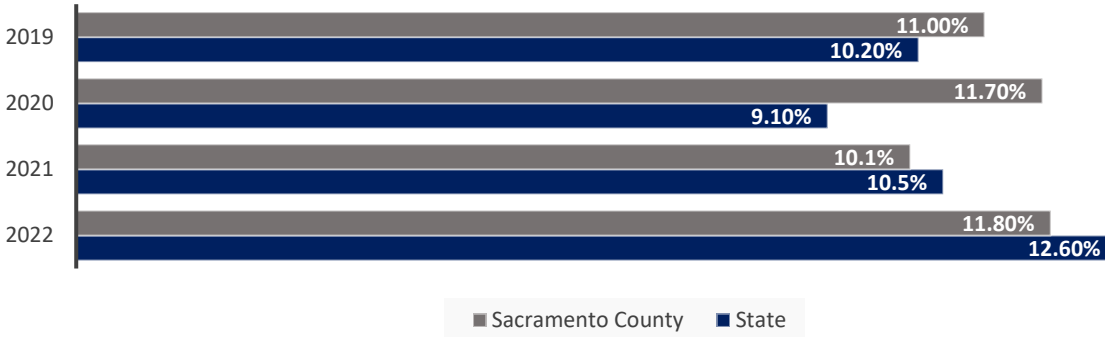
Food Insecurity

Some individuals and families in low-income groups also experienced a reduction in household income due to job loss and subsequent underemployment during the Pandemic, leading to increased food insecurity. In July 2021, local food pantries and meal delivery services increased food assistance by more than 50 percent for individuals and families, and the Meals on Wheels food delivery program increased meal delivery services for homebound seniors over the age of 60 years old by 132 percent. According to Feeding America, food insecurity rates in the County were disproportionately higher than the State of California⁶ in 2019 and 2020 as shown in Figure 4. In 2021 and 2022, likely due to increased outreach, programs, and the impact of SLFRF food insecurity projects, food insecurity in the County improved beyond State levels. However, both County and State food insecurity rates in 2022 were the highest since 2019 which is consistent with the escalation of inflation, especially the increase in food prices. SLFRF projects to address food insecurity include grants and support to food pantries, meal deliveries for low-income families and individuals, and meal deliveries for homebound seniors who are disproportionately at risk of dying from the COVID-19 virus (see Figure 7).

⁵ State of California COVID-19.CA.GOV. 2022. *Tracking COVID-19 in CA*. [online] Available at: <<https://covid19.ca.gov/>> [Accessed 29 June 2022].

⁶ Feeding America (2024 May). *Map The Meal Gap 2021-2024*. [Map the Meal Gap 2024](#).pdf (feedingamerica.org)

Figure 4: State and County Food Insecurity Rates



Substance Use Treatment

Although the Pandemic and public health emergency officially ended on May 11, 2023, the impacts of the Pandemic and mitigation efforts beyond the immediate health risks continue to surface. Compliance with social distancing directives and self-isolation have perpetuated mental health issues and substance abuse for individuals of all ages, with fentanyl consumption and overdoses specifically on the rise. Substance abuse strains local health and safety resources as many intoxicated residents end up in local jails or hospital emergency rooms to withdraw from drugs or alcohol. Additionally, individuals struggling with substance abuse have higher risks associated with COVID-19 due to compromised health and comorbid health conditions. Efforts to support these individuals and alleviate the pressure on public resources include substance use treatment services and fentanyl awareness campaigns.

Projects in the Health Strategic Investment are designed to provide health services and COVID-19 mitigation to multiple groups in the County that have been impacted or disproportionately impacted by the Pandemic, including homeless and low-income individuals and families, older adults, and foster youth. COVID-19 vaccination and screening efforts are incorporated into many of the projects, as well as efforts to address the broader impacts of the Pandemic on public health, with an emphasis on public awareness, removing barriers to access, and connection to services and supports. Also included in the Health Strategic Investment are technology improvements and projects to support County operations and ensure the continuum of services to the County's residents.

Economic Response: EC 2 Negative Economic Impacts

The impacts of the Pandemic on the economy and the health and wellbeing of County residents are apparent and clearly interwoven. To mitigate the impacts of the Pandemic, and in an attempt to slow the spread, the County Department of Health Services began implementing a series of Public Health Orders in March of 2020, similar to Public Health Orders issued across the nation. The first Public Health Order included direction to all individuals living in the County to self-isolate in their homes, practice social distancing, wear masks in public settings, and cease non-essential activities, including certain business, travel, and public gatherings. Essential businesses and government operations were allowed to continue operating with certain limitations.

Small Businesses

Across the County, 98.47% of all businesses are classified as small businesses, with under 100 employees, and 91.91% of these small businesses have under 20 employees⁷. All small businesses in the County were impacted by the Pandemic. Impacts ranged from disruptions to supply chains, additional costs for personal protective equipment, mandatory shutdowns, mobility restrictions, and uncertainty about short-term economic impacts.

Although designed to protect the public, the limitations on business operations impacted the economic health of the County. Many businesses in the community suffered or permanently closed as they had to cease non-essential activities, close or limit indoor operations, or otherwise restrict business functions, while struggling to obtain personal protective equipment for their employees and comply with state and local Public Health orders. “Most gyms and hotels were closed entirely or severely limited in their capacity. Restaurants were forced to transition to a takeout and delivery model while many retail stores adopted curbside pickup procedures to remain open with a limited staff. These drastic changes left many workers underemployed or entirely without work.⁸” By May of 2020, unemployment in the County had increased by 11.3%. Additionally, between March 2020 and October 2022, 566 restaurants closed or changed ownership in the County as measured by Retail Food Permit applications. Since the beginning of the Pandemic, the County has made efforts to mitigate negative economic impacts, but there are still continued needs resulting from the ramifications of the associated economic downturn.

SLFRF funds in the Economic Response Strategic Investment are used to provide technical support programs and neighborhood clean-up activities for small businesses that experienced a negative economic impact as a result of the Pandemic. Grants were awarded to some non-profit organizations that provided clear evidence to substantiate negative economic impacts, and the amounts awarded were reasonable and proportionate to the deficits demonstrated. Additionally, the County used SLFRF

⁷ *Demographics*. Greater Sacramento Economic Council. (2022, July 19). Retrieved April 10, 2023, from <https://www.greatersacramento.com/talent-old/demographics/>

⁸ Maggie Murphy, S. to C. B. J. (2021, November 15). *The impact the pandemic has had on California businesses*. California Business Journal. Retrieved April 10, 2023, from <https://calbizjournal.com/the-impact-the-pandemic-has-had-on-california-businesses/>

funds to waive the annual operating permit fees for eligible retail food establishments in 2022 and 2023 so they may use those funds to reinvest in their business.

Essential Workers: EC 4 Premium Pay

Throughout the Pandemic, the County's essential workers have been instrumental to the continuity of critical functions, including, but not limited to, the delivery of public services, supplies, transportation, and medical services. These workers put their own safety at risk to ensure the provision of government services.

In recognition of the increased reliance upon critical services provided by County employees during the Pandemic, the Board approved premium pay stipends to compensate certain County employees based on eligibility criteria established in the Final Rule, which states that eligible workers receiving premium pay must earn less than 150 percent of the residing state or county's average annual wage for all occupations, as defined by the Bureau of Labor Statistics, and who performed work while physically present at the jobsite and had regular in-person interactions with patients, the public, or coworkers.

Revenue Replacement: EC 6 Revenue Replacement

Under the revenue loss expenditure category, the County has selected to use the revenue replacement formula. Based on the formula, the County has calculated revenue loss for Fiscal Year 2019-20 to be \$37,603,761. Funds were used for the provision of government services.

Administrative Costs: EC 7 Administrative and Other

A portion of the County's SLFRF Allocation is reserved for administrative expenses. Allocations include costs for staff dedicated to project implementation and administration. These employees provide oversight and critical communication of the overall SLFRF effort, track and monitor use of funds, and coordinate adherence to County guidelines and federal requirements, including Title 2 of the Code of Federal Regulations, Part 200 (2 CFR 200), Uniform Guidance. Costs for consultants providing services related to interpreting SLFRF rules and the implementation of a grants management database are also included.

Surface Transportation: EC 9 Surface Transportation

Upon the enactment of 2023 CAA, the County requested approval by the Board to redistribute prior approved SLFRF allocations to include two infrastructure surface transportation projects. Through these projects, various commercial and residential corridors will be repaired and resurfaced in Sacramento County. The projects will maintain aged roadways by replacing the pavement surfaces and delineate buffered bike lanes for increased safety and mobility. The projects will include some curb and sidewalks reconstruction due to uplift and unevenness, replacing loop detection with video detection at signalized cross streets, and reconstructing sidewalk corners to comply with the Americans with Disabilities Act.

PROMOTING EQUITABLE OUTCOMES

The impacts of the Pandemic were felt by all County residents in at least one area of their lives; however, some groups of residents within the County were disproportionately impacted by the virus. The County's goal is to provide services to these groups and communities in an equitable manner that encourages health and economic recovery.

Achieving an equitable recovery from the Pandemic requires recognition and action to address inequities that have systematically restricted the physical, social, and economic health of racial and ethnic minority populations and other population groups disproportionately impacted by the Pandemic.

The County's strategy to improve the outcomes of these populations includes targeted services, programs, and practices administered in communities in which these individuals are located to remove barriers to access. This strategy is coupled with outreach, education, and engagement to foster an environment of inclusion and connections to services and supports.

The County has targeted traditionally underserved communities that were disproportionally impacted by COVID-19 in which to focus funding. It is recognized that within these groups, some minority populations are overrepresented as compared to the County population as a whole, reinforcing the need for services to respond to the historic and ongoing inequities faced by these populations. These groups include:

1. Homeless individuals and families; and
2. Low-income individuals and families.

Homeless Individuals and Families

The California Association of Realtors published data outlining housing affordability disparities amongst minority groups in California which worsened during the Pandemic⁹. 18 percent of all Californians earned the minimum income needed to purchase a home in 2023, down from 28 percent in 2020. At the same time, housing affordability for white/non-Hispanic households fell from 38 percent in 2020 to 21 percent in 2023. Nine percent of Black and Latino households could afford the median-priced home in 2023, down from 19 percent and 20 percent in 2020, respectively. The significant difference in housing affordability for Black and Latino households illustrates the homeownership gap and wealth disparity for communities of color as shown in Figure 5¹⁰. Rental units are also outpacing the income levels for most County residents with 55 percent of apartment rents ranging from \$1,501-\$2,000 per month during 2024¹¹, up from 46 percent in 2022¹².

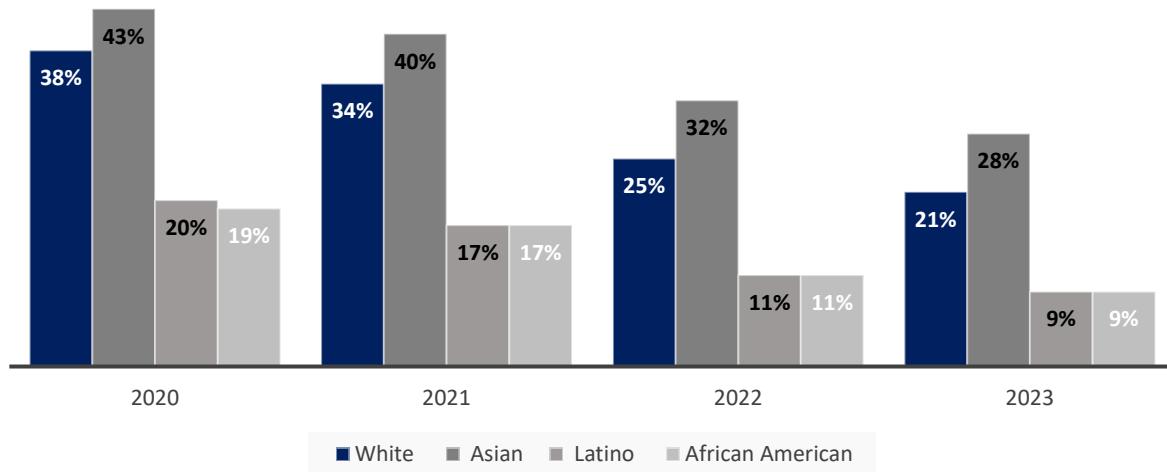
⁹ California Association of Realtors. (2022, March 24). *California Housing Affordability by Ethnicity*. [California housing affordability by ethnicity \(car.org\)](https://www.car.org/housing-affordability-by-ethnicity)

¹⁰ California Association of Realtors. (2024, May 30). *California Housing Affordability by Ethnicity*. [California housing affordability by ethnicity \(car.org\)](https://www.car.org/housing-affordability-by-ethnicity)

¹¹ RentCafe. (2022, June, 29). *Apartment Rent Ranges*. <https://www.rentcafe.com/average-rent-market-trends/us/ca/sacramento/>

¹² RentCafe. (2024, March, 18). *Apartment Rent Ranges*. <https://www.rentcafe.com/average-rent-market-trends/us/ca/sacramento/>

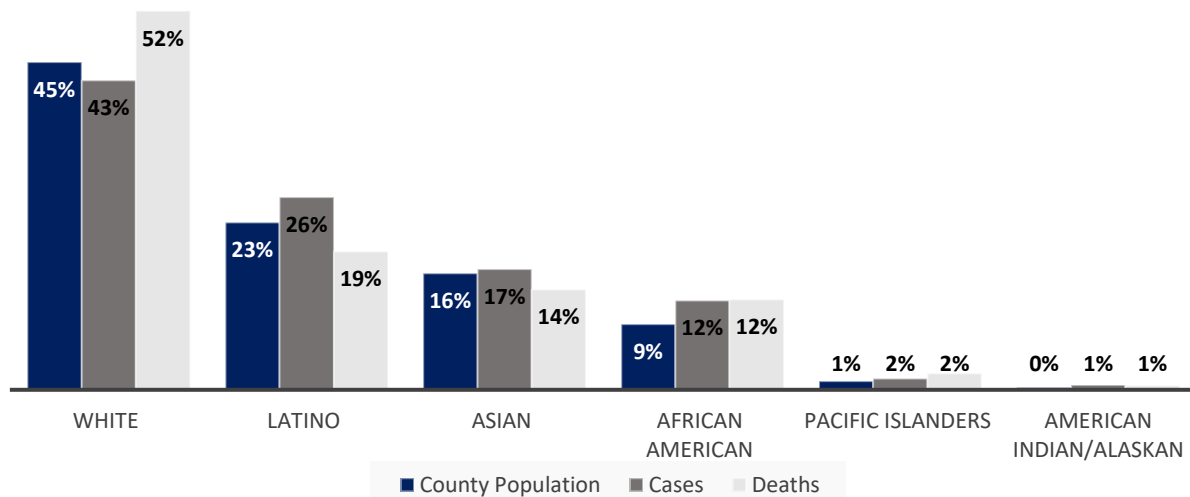
Figure 5: Housing Affordability for Californians By Ethnicity



Within the homeless population, due to historic and ongoing inequities, African American, American Indian/Alaskan Natives, and Latino individuals are disproportionately present as compared to the County population. African Americans make up 31 percent and American Indian/Alaskan Natives represent seven percent of the homeless population, but these groups represent only nine percent and less than one percent of the County population, respectively. Additionally, although representation of Latinos in the homeless population is 20 percent as compared to their representation in the County population which is 23 percent, this group is at-risk of homelessness in greater numbers given the housing affordability disparities and increase in rents across the County.

African American, Latino and American Indian/Alaskan Natives individuals are also disproportionately impacted by the COVID-19 virus with higher percentages of COVID-19 cases and/or deaths⁶ during the Pandemic in comparison to the County population as shown in Figure 6. Projects focused on the homeless population will provide these disproportionately impacted populations with services and supports to assist them in exiting homelessness, as well as medical services to help mitigate the spread of the COVID-19 virus.

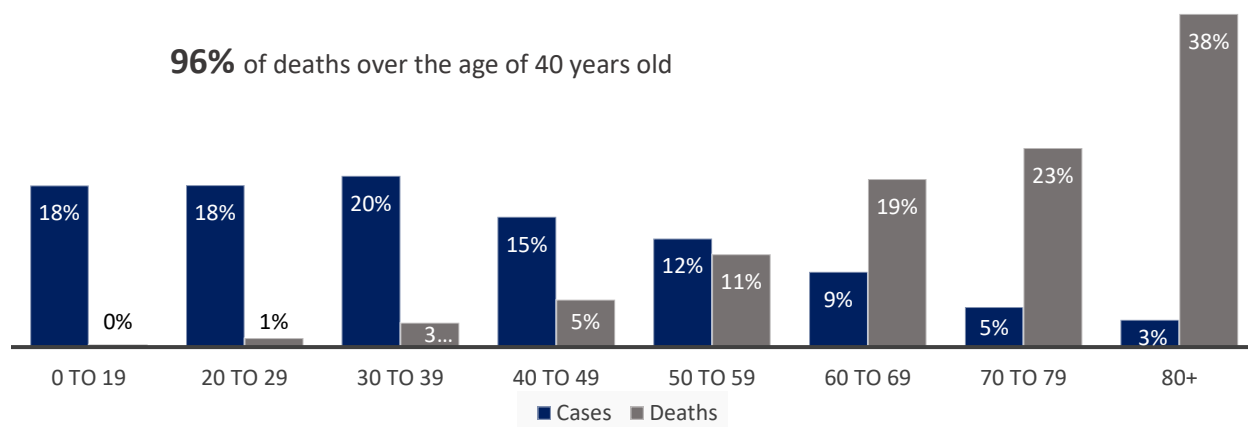
Figure 6: County COVID-19 Cases and Deaths by Race



*124,742 cases and 97 deaths not represented on this chart were attributed to individuals with multiple races or the race is unknown.

Older adults are also disproportionately represented in the homeless community with approximately 44 percent of homeless individuals over the age of 44 years old⁶. As demonstrated in Figure 7, older adults have also been disproportionately impacted by the Pandemic as this group represents only 44 percent of COVID-19 cases in the County, yet 96 percent of COVID-19 deaths are attributed to individuals over the age of 40.

Figure 7: County COVID-19 Cases and Deaths by Age Group

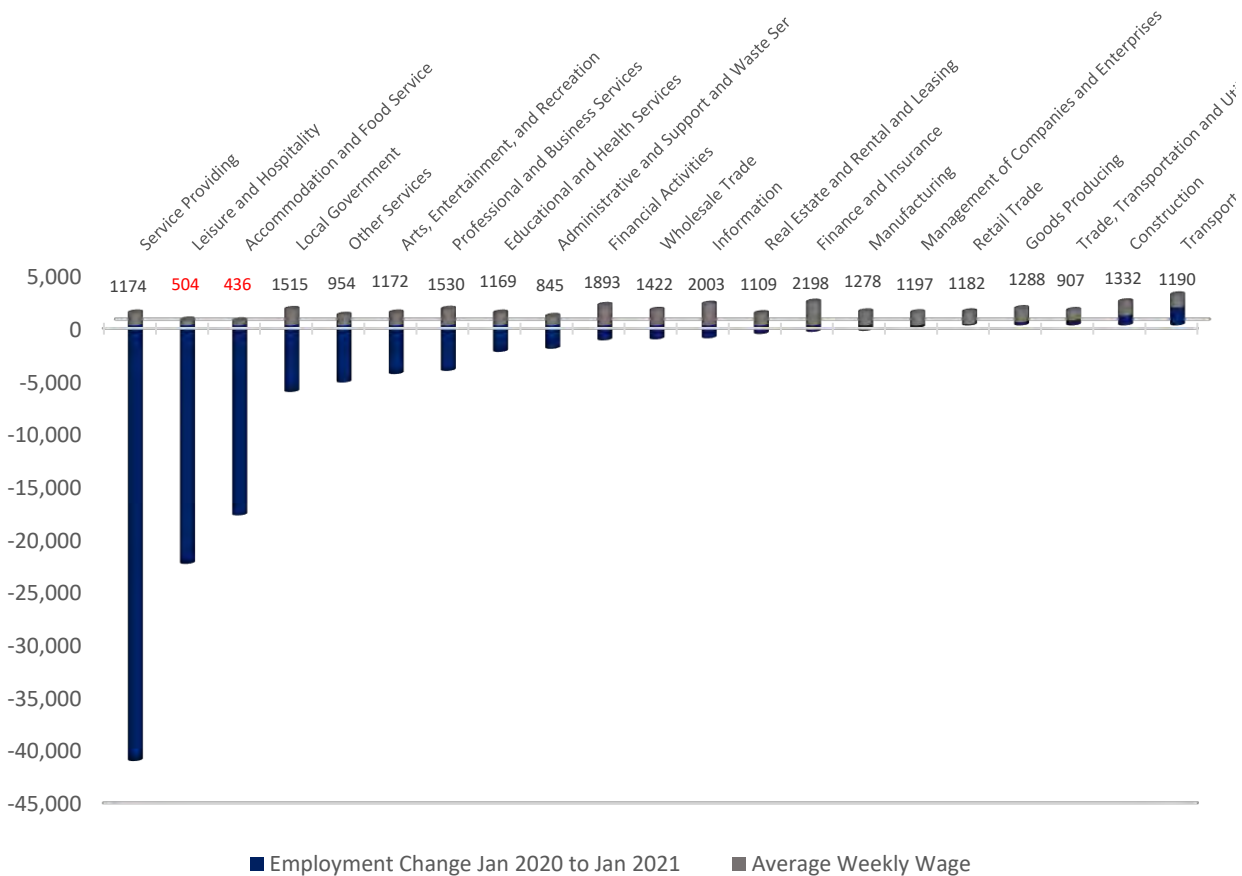


Low Income Individuals and Families

Since the beginning of the Pandemic, the County has made efforts to mitigate negative economic impacts, but there are still continued needs resulting from the ramifications of the associated economic downturn.

The loss of jobs associated with Pandemic mitigation efforts, specifically non-essential business closures, caused unemployment in the County to spike to from 3.7 percent in February of 2020 to over 15 percent by May of 2020¹³. Although jobs were gradually added back, it took two years for unemployment rates to return to pre-pandemic levels, and jobs returned disproportionately for different income levels. By January 2021, employment in the two lowest paying categories on average, Leisure and Hospitality and Accommodation and Food Service, remained in the top three job categories with the highest deficit of employment as compared to 2020 (Figure 8)¹⁴.

Figure 8: Employment and Wages 2020 to 2021

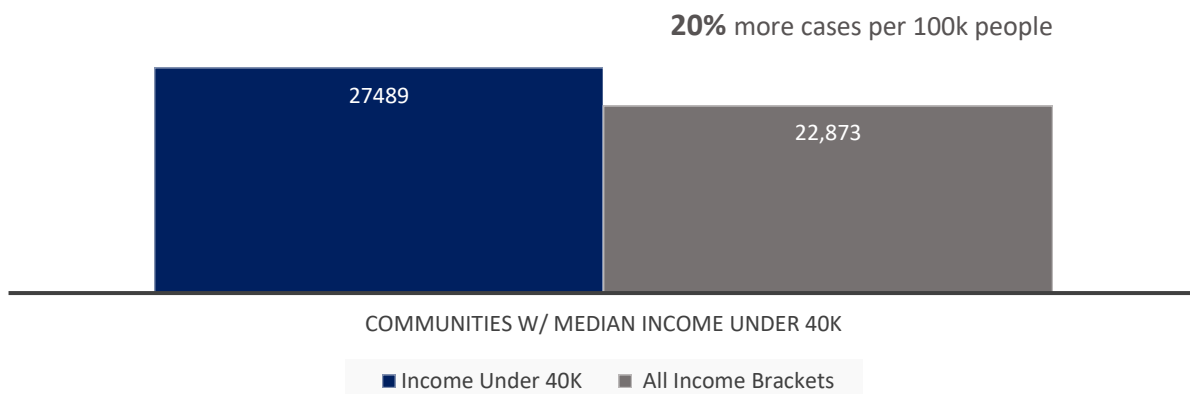


¹³ State of California Employment Development Department. (June 2022). *Local Area Unemployment Statistics*. <https://data.edd.ca.gov/Labor-Force-and-Unemployment-Rates/Local-Area-Unemployment-Statistics-LAUS-Sacramento/cee7-q6nm>. [Accessed 1 July 2022]

¹⁴ Employment Development Department. *Quarterly Census of Employment and Wages*. <https://www.labormarketinfo.edd.ca.gov/qcew/qcew-select.asp>. [Accessed 5 July 2022]

Health disparities in low-income communities are well documented. Stressors, such as difficulty affording housing, food, and childcare leads to higher rates of tobacco and alcohol use and increases the risk of health problems developing or worsening over time¹⁵. Statewide, communities with median income under \$40,000 experienced 20 percent more COVID-19 cases per 100,000 people than the statewide average of COVID-19 cases per 100,000 people¹⁶.

Figure 9: COVID-19 Cases for Median Income under 40k



SLFRF programs collectively provide support for the most vulnerable populations with equity at the forefront of project design. Services are mainly administered onsite at homeless encampments, shelters, hotels, and in the homes of families receiving services. Many SLFRF projects incorporate community outreach services or Navigators to reach traditionally underserved communities and ensure awareness of available resources.

¹⁵ The Commonwealth Fund. Advancing Health Equity. Why Even Healthy Low-Income People Have Greater Health Risks Than Higher-Income People. <https://www.commonwealthfund.org/blog/2018/healthy-low-income-people-greater-health-risks>. [Accessed 5 July 2022]

¹⁶ State of California. (2022, June 29). *California's commitment to health equity*. <https://covid19.ca.gov/equity/>

COMMUNITY ENGAGEMENT

The County recognizes the importance of soliciting and incorporating community engagement and ensuring transparency throughout the SLFRF project allocation and implementation process. Prior to allocating SLFRF funding, a Community Needs Survey was conducted to solicit input from residents, businesses, and community-based organizations to better understand specific community priorities related to the Pandemic response and recovery. The Community Needs Survey was publicized via County social media platforms and the County website in order to maximize participation, and survey copies were made available for completion in both online and hard copy form. The online version was available for translation into 100 languages and the hard copy version was translated into nine languages in order to reach as many individuals as possible, reducing barriers to participation, including barriers for people of color, people with low incomes, limited English proficiency populations, and other traditionally underserved groups. At the launch of the survey, a public workshop was held online to provide instructions and receive questions on how to complete the survey. A recording of the public workshop was subsequently made available for viewing on the County's main ARPA webpage.

Concurrently, County departments were surveyed to identify and propose specific project requests. Following completion of the surveys, results were evaluated and ranked into priority issue project areas based on their level of community importance and eligibility in consideration of allowable uses of funds under SLFRF guidelines. The results of the surveys have allowed the County to distinguish key areas to focus COVID-19 recovery efforts, resulting in projects that best address those needs and promote equitable outcomes.

The County intends to engage the community over the duration of the SLFRF recovery effort as the County plans, programs, and implements SLFRF-funded projects. All projects are approved by the Board of Supervisors at publicized Board Hearings where the community has the ability to provide input and make comments. The County will continue engaging the community by providing SLFRF project updates via County webpages, social media, press releases, and Board presentations, and will continue efforts to limit barriers to participation.

Additionally, all ARPA decisions related to funding allocations and project approvals are taken to the Board of Supervisors for approval to allow for full transparency and opportunity for individuals and organizations to provide input in a public meeting. Finally, the County set up an ARPA specific email address, ARP@saccounty.net, for the public and community organizations to continue to engage throughout the SLFRF process.

LABOR PRACTICES

The County recognizes the significance of using strong labor standards to promote effective and efficient delivery of high-quality infrastructure projects while also supporting the economic recovery intended through SLFRF. The California Labor Code requires that all public works projects are subject to the payment of prevailing wages. Every laborer, worker, or mechanic employed at the job site who performs a part of the contract work is subject to the labor provisions of the contract. The worker may be either an employee of the prime contractor, an employee of an approved or listed subcontractor, or some other person or firm who furnishes on-site labor, including specialists. The terms “jobsite” or “site of work” as applied to labor compliance are not limited to the actual geographic location or limits of the project. In addition, these terms include any location or facility established for the sole or primary purpose of contributing to the specific project.

Project HH-7, Mirasol Village Block D, is currently an approved SLFRF infrastructure project and funds the construction of 116 low-income housing units. Project HH-18, Arden Star Homekey, is an approved project providing funding to assist with the conversion of 128 hotel rooms into 122 affordable permanent housing units and office space. Throughout these projects, strong labor standards will be implemented to promote the effective and efficient delivery of high-quality construction, while also supporting economic recovery through employment opportunities for workers.

The Sacramento Housing and Redevelopment Agency (SHRA) is the recipient of these allocations and, as a Joint Powers Agency with over 200 employees and extensive experience in affordable housing projects, will oversee this project consistent with all state and federal regulations. SHRA will ensure the subrecipient provides a safe and healthy workplace that avoids delays and costs associated with workplace illnesses, injuries and fatalities, includes descriptions of safety trainings, certification, and/or licensure requirements for all relevant workers.

Project HH-15, North Highlands Safe Stay Community, is an approved SLFRF infrastructure project and funds the purchase and renovation of a large warehouse building to be used as a Safe Stay Community for unsheltered individuals. The property consists of approximately 13.05 acres improved with a 129,491 square foot industrial building and parking area.

The County of Sacramento will utilize in-house staff to oversee the project through the Construction Management and Inspection Division (CMID). CMID is a service organization supporting construction projects in the unincorporated area of Sacramento County, and maintains expertise in construction management, inspection, and material testing. CMID provides these services on public works projects, County-owned building projects, and infrastructure constructed by private developers as part of subdivision and commercial site development. The organization will ensure a safe and healthy workplace that avoids delays and costs associated with workplace illnesses, injuries and fatalities, includes descriptions of safety trainings, certification, and/or licensure requirements for all relevant workers.

USE OF EVIDENCE

The County is invested in embedding evidence-based practices (EBPs) into countywide initiatives and programs whenever possible to ensure public funds are expended in an efficient manner, with the highest possible outcomes. Policy and practice decisions are guided by the objective, balanced, and responsible use of current research and data, when available. The County facilitates multiple EBPs throughout its operations and works with departments and community-based organizations to build and maintain quality EBP capacity in the community. In addition, the County coordinates community referrals to organizations providing evidence-based services. EBPs enhance services across the County and quality assurance, fidelity of evidence-based interventions, assessments and strategies are monitored and evaluated.

EBPs are the cornerstone of several County SLFRF projects. These projects are designed to provide communities with the most effective resources to improve outcomes for targeted services. In other cases, SLFRF funds are used to expand existing County programs that have been modeled after successful strategies and modified over the years based on lessons learned.

The following SLFRF projects incorporate EBP strategies which have shown positive outcomes for the populations they serve. More information about the specific EBP strategies incorporated into each project can be found in the Project Inventory section beginning on page 21:

- HH-3 Community Nursing, Encampment Unit Pilot
- HH-4 Community Nursing, Children and Families Unit
- H-1 Substance Use Respite and Engagement Center Operational Funding
- H-9 Building Strong Families - Navigation/Home Visiting Services

PERFORMANCE REPORT

Performance indicators are identified for each SLFRF project prior to implementation to ensure the effective and efficient use of federal funds. Performance indicators are specific, measurable, attainable, relevant and timely (SMART) and comprised of both outcome and output measures. As data is collected, outcomes will be evaluated to determine if project activities are in alignment with established objectives and promote progress towards attaining the overall project goals. Quantifiable data measurement and evaluation framework will allow the County to quickly react to performance data and take a data-informed approach to adjust projects as needed.

Specific performance measures are located under each project in the Project Inventory section of this report.

PROJECT INVENTORY

Landlord Engagement and Assistance Program

Project Number: HH-1

Expenditure Category: 2-Negative Economic Impacts/2.17-Housing Support Housing Vouchers and Relocation Assistance for Disproportionately Impacted Communities

Impacted Community: Homeless Individuals and Families

Funding Amount: \$10,000,000

Project Status: In Progress

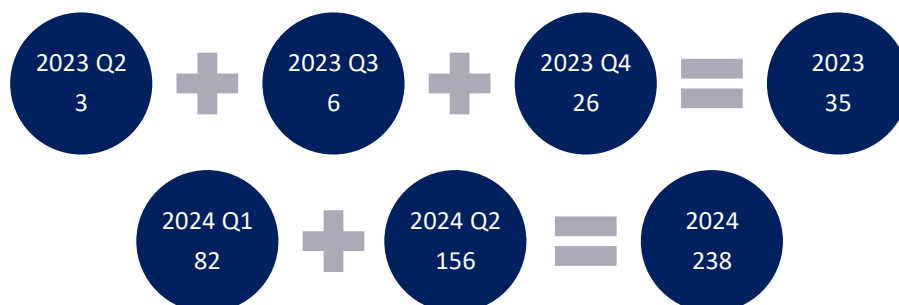
The County will create a robust and flexible system for working with landlords and social service providers to quickly and permanently re-house people experiencing homelessness. Through a competitive bidding process, the County has selected a contracted service provider who will develop and maintain relationships with landlords in the community and match housing opportunities with people in need. The provider will support both the client and landlord with fiscal incentives, such as holding fees and damage funds, while providing on-going tenancy supports, eviction prevention and other services. The provider will work across programs in the community to increase the efficacy of existing voucher and subsidy programs by augmenting them with tenancy supports and landlord engagement. Through the program, eligible clients may have their rent subsidized for up to 18 months. The primary goal of the program is to increase positive exits to housing from both sheltered and unsheltered homelessness.

Use of Evidence:

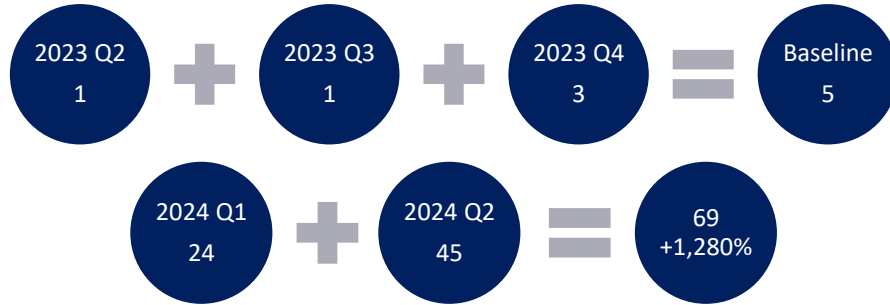
This project does not reference a specific evidence-based practice; however, data associated with the performance measures listed below will be collected and evaluated to determine the success of the project.

Performance Indicators and Outcomes:

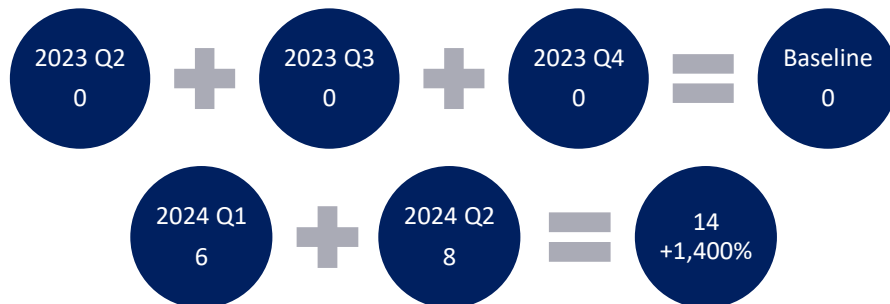
1. Connect 150 homeless households with landlord engagement services and support each year.



2. Increase the number of individuals issued a voucher/subsidy to housing by 10% yearly.



3. Increase the number of permanent exits from shelters by 5% yearly during the duration of the program.



SLFRF Mandatory Performance Indicators:

4. Number of households receiving eviction prevention services.



Social Health Information Exchange

Project Number: HH-2

Expenditure Category: 1-Public Health/1.14-Other Public Health Services

Impacted Community: Homeless and Low-income Individuals and Families

Funding Amount: \$10,000,000 (\$5 million Housing and Homeless/\$5 million Health)

Project Status: In Progress

Sacramento County Social Health Connect, a Social Health Information Exchange (SHIE), will support COVID-19 mitigation efforts and serve low-income communities through the development of countywide data infrastructure that links medical, behavioral health, social service, and housing data from multiple sources. SHIE is a technology system that will allow department programs to make data driven decisions and will allow program staff to run dashboard-based queries to identify specific vulnerable populations that need to be prioritized for different types of care and evidence-based interventions in order to mitigate negative health outcomes. SHIE will enable care coordination between health and social service providers in the County and support health equity by allowing providers to quickly identify and serve vulnerable, low-income individuals during emergencies such as COVID-19. The project is focused on serving low-income households who are Medi-Cal beneficiaries or eligible for Medi-Cal.

Use of Evidence:

This project does not reference a specific evidence-based practice; however, the goal of the program is to develop technology that will allow department program staff to make data-driven decisions and prioritize specific vulnerable populations for evidence-based services. Additionally, data associated with the performance measures listed below will be collected and evaluated to determine the success of the project.

Performance Indicators and Outcomes:

1. Meet established project milestones 90% of the time, including the development of work plan for implementation and an organizational chart for recommended SHIE team structures.

2022 Q1	2022 Q2	2022 Q3	2022 Q4	2023 Q1	2023 Q2	2023 Q3	2023 Q4
100%	100%	90%	100%	100%	92%	100%	100%
2024 Q1	2024 Q2	2024 Q3	2024 Q4	2025 Q1	2025 Q2	2025 Q3	2025 Q4
100%	100%						

2. Conduct and complete 20 needs assessment interviews to inform the prioritized functionalities of the SHIE technology solution by September of 2022.



Community Nursing Encampment Unit Pilot

Project Number: HH-3

Expenditure Category: 2-Negative Economic Impacts/2.19-Social Determinants of Health
Community Health Workers or Benefits Navigators

Impacted Community: Homeless Individuals and Families

Funding Amount: \$313,519

Project Status: In Progress

The purpose of the pilot project is to utilize Public Health Nurses to provide population-based services to individuals experiencing homelessness. The Community Nursing Encampment Unit Pilot has a goal of enhancing knowledge and changing attitudes, beliefs, practices, and behaviors in order to achieve better health and social outcomes for unsheltered individuals. The project will provide outreach, client advocacy, and professional case management to individuals experiencing homelessness in order to provide connection to primary care, behavioral health services, specialty health services, and dental health services. In addition, COVID-19 prevention services, such as immunizations and health screenings, will be offered. The Public Health Nursing Team, in conjunction with the County's homeless encampment teams and community partners, will be effective change agents through nursing assessment, education, intervention, partnership building, and referrals to appropriate community resource care coordination. The pilot program will operate with the intended outcomes of increasing awareness and connection to community supports and increasing access to preventive health services amongst the homeless population.

Use of Evidence:

The Community Health Nursing programs propose to incorporate multifaceted theories and evidence-based approaches as part of the program implementation. One evidence-based theory that will be utilized includes the Human Ecology Theory¹⁷, which suggests that there is an intersected relationship with individuals and their direct environment. This includes the use of a comprehensive nursing assessment which integrates the microsystem, mesosystem, and exosystem of the client. This also allows for the consideration of the social determinants of health¹⁸ and how they impact the overall well-being of the client. Another evidence-based theory that will be used in practice is the Attachment Theory¹⁹. This theory provides evidence that humans have an innate need to form an emotional and physical bond to at least one caregiver. The National Research Council and the Institute of Medicine's

¹⁷ Bronfenbrenner, Urie. *The Ecology of Human Development: Experiments by Nature and Design*. Harvard University Press, 2006.

¹⁸ <https://health.gov/healthypeople/priority-areas/social-determinants-health>

¹⁹ Bowlby, J. (1944). Forty-four juvenile thieves: Their characters and home-life. *The international journal of psycho-analysis*, 25, 19.

Committee on Integrating the Science of Early Childhood Development promotes policy and practice integration that incorporates the four themes of this theory²⁰. The Community Nursing programs will practice these elements to promote maternal child bonding during the appropriate child development stages while also considering the caregivers exposure to Adverse Childhood Experiences²¹. The Social Cognitive Theory²² will also be included as an element of the Community Health Nursing programs. This theory provides research that people are proactive drivers of their own agency and healthcare practices. Also, in alignment with this theory, is the Integrated Theory of Health Behavior Change, which promotes that changes in health beliefs and practices are best applied when the client's knowledge is cultivated, self-regulation is promoted, and social facilitation is developed.

The Community Health Nursing programs will also employ the evidence-based practice of Motivation Interviewing. Motivational Interviewing has been demonstrated, through meta-analysis, to be a key motivator of health behavior changes²³. Motivational Interviewing has also been an established method for best outcomes in clients experiencing substance misuse disorders. According to the Substance Abuse and Mental Health Services Administration, Motivational Interviewing is an essential component in substance use disorder (SUD) treatments²⁴. Furthermore, the Community Health programs will also be practicing in alignment with evidence inspired guidance put forth by the Bright Futures Guidelines. The Bright Futures Guidelines is headed by the American Academy of Pediatrics, endorsed by the US Department of Health and Human Services, Health Resources and Services Administration, Maternal and Child Health Bureau,²⁵ and provides a wide-ranging scope of preventative practice to include guidance for immunizations, well child medical appointments, and healthy childhood practices. The materials provided from Bright Futures will provide a foundation of evidence driven procedures for children enrolled in the Community Health Nursing programs.

The aforementioned evidence-based practices and theories will be a standard of practice for the Community Health Nursing programs. The programs will also utilize the guidance of other evidence-based practices in all disciplines of the nursing care provided. This includes publications from sources such as the National Institute of Health, the Centers for Disease Control and Prevention, the Health

²⁰ Cassidy, J., Jones, J. D., & Shaver, P. R. (2013). Contributions of attachment theory and research: a framework for future research, translation, and policy. *Development and psychopathology*, 25(4 Pt 2), 1415–1434. <https://doi.org/10.1017/S0954579413000692>

²¹ Felitti, V. J., Anda, R. F., Nordenberg, D., Williamson, D. F., Spitz, A. M., Edwards, V., Koss, M. P., & Marks, J. S. (1998). Relationship of childhood abuse and household dysfunction to many of the leading causes of death in adults. *American Journal of Preventive Medicine*, 14(4), 245–258. [https://doi.org/10.1016/s0749-3797\(98\)00017-8](https://doi.org/10.1016/s0749-3797(98)00017-8)

²² Bandura A. Exercise of Human Agency Through Collective Efficacy. *Current Directions in Psychological Science*. 2000;9(3):75-78. doi:10.1111/1467-8721.00064

²³ Bischof, G., Bischof, A., & Rumpf, H. J. (2021). Motivational Interviewing: An Evidence-Based Approach for Use in Medical Practice. *Deutsches Arzteblatt international*, 118(7), 109–115. <https://doi.org/10.3238/arztebl.m2021.0014>

²⁴ *Using motivational interviewing in - advisory 35*. (2019). https://store.samhsa.gov/sites/default/files/SAMHSA_Digital_Download/PEP20-02-02-014.pdf

²⁵ *Bright Futures*. (2022). www.aap.org. <https://www.aap.org/en/practice-management/bright-futures>

Resources and Services Administration, the Substance Abuse and Mental Health Administration, and the California Department of Public Health. As evidence in best practice for health and nursing care is ever evolving it is essential that public health nursing programs are familiar with new research.

Performance Indicators and Outcomes:

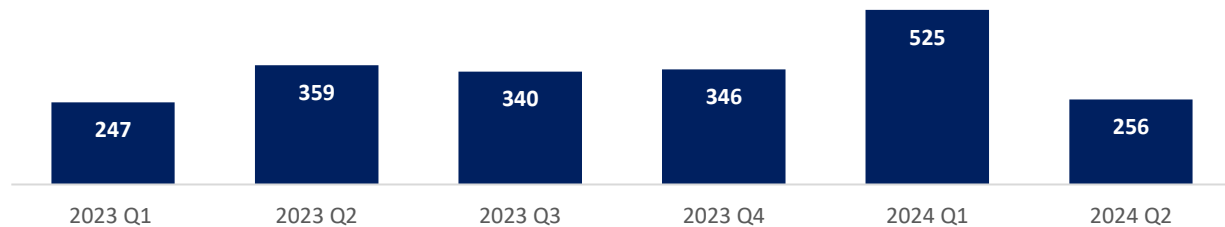
1. Enroll at least 30% of eligible individuals referred to the Community Nursing Encampment Pilot program.



2. Provide linkage to at least one health or social service resource for 100% of individuals enrolled in the program.



3. Conduct 70 field visits to serve individuals in community encampments per quarter.



Community Nursing Children and Families Unit

Project Number: HH-4

Expenditure Category: 2-Negative Economic Impacts/2.19-Social Determinants of Health
Community Health Workers or Benefits Navigators

Impacted Community: Homeless Individuals and Families

Funding Amount: \$169,256

Project Status: Complete

The purpose of this project is to utilize Public Health Nurses to provide population-based services to pregnant and parenting families experiencing, or who are at risk of, homelessness. The Community Nursing Children and Families Unit's goal is to enhance knowledge and change attitudes, beliefs, practices, and behaviors in order to achieve better health and social outcomes for pregnant and parenting families. The Public Health Nurses will be effective change agents through nursing assessment, education, intervention, partnership building, and referrals to appropriate community resource care coordination. This project will utilize outreach, client advocacy, and professional case management to provide connection to primary care, behavioral health services, specialty health services, dental health services, housing assistance, and parent-child interaction bonding activities. The project will operate with the intended outcomes of increasing awareness and connection to community supports and access to preventive health services.

Use of Evidence:

The Community Health Nursing programs propose to incorporate multifaceted theories and evidence-based approaches as part of the program implementation. One evidence-based theory that will be utilized includes the Human Ecology Theory¹⁶, which suggests that there is an intersected relationship with individuals and their direct environment. This includes the use of a comprehensive nursing assessment which integrates the microsystem, mesosystem, and exosystem of the client. This also allows for the consideration of the social determinants of health¹⁷ and how they impact the overall well-being of the client. Another evidence-based theory that will be used in practice is the Attachment Theory¹⁸. This theory provides evidence that humans have an innate need to form an emotional and physical bond to at least one caregiver. The National Research Council and the Institute of Medicine's Committee on Integrating the Science of Early Childhood Development promotes policy and practice integration that incorporates the four themes of this theory¹⁹. The Community Nursing programs will practice these elements to promote maternal child bonding during the appropriate child development stages while also considering the caregivers exposure to Adverse Childhood Experiences²⁰. The Social Cognitive Theory²¹ will also be included as an element of the Community Health Nursing programs. This theory provides research that people are proactive drivers of their own agency and healthcare practices. Also, in alignment with this theory, is the Integrated Theory of Health Behavior

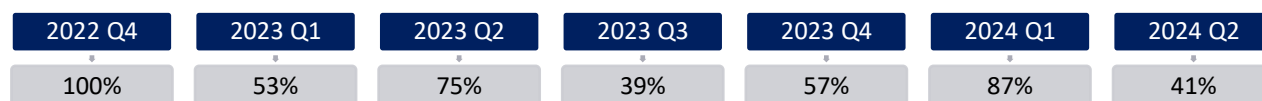
Change, which promotes that changes in health beliefs and practices are best applied when the client's knowledge is cultivated, self-regulation is promoted, and social facilitation is developed.

The Community Health Nursing programs will also employ the evidence-based practice of Motivation Interviewing. Motivational Interviewing has been demonstrated, through meta-analysis, to be a key motivator of health behavior changes²². Motivational Interviewing has also been an established method for best outcomes in clients experiencing substance misuse disorders. According to the Substance Abuse and Mental Health Services Administration, Motivational Interviewing is an essential component in substance use disorder (SUD) treatments²³. Furthermore, the Community Health programs will also be practicing in alignment with evidence inspired guidance put forth by the Bright Futures Guidelines. The Bright Futures Guidelines is headed by the American Academy of Pediatrics, endorsed by the US Department of Health and Human Services, Health Resources and Services Administration, Maternal and Child Health Bureau²⁴, and provides a wide-ranging scope of preventative practice to include guidance for immunizations, well child medical appointments, and healthy childhood practices. The materials provided from Bright Futures will provide a foundation of evidence driven procedures for children enrolled in the Community Health Nursing programs.

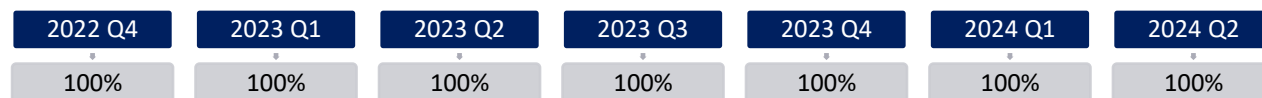
The aforementioned evidence-based practices and theories will be a standard of practice for the Community Health Nursing programs. The programs will also utilize the guidance of other evidence-based practices in all disciplines of the nursing care provided. This includes publications from sources such as the National Institute of Health, the Centers for Disease Control and Prevention, the Health Resources and Services Administration, the Substance Abuse and Mental Health Administration, and the California Department of Public Health. As evidence in best practice for health and nursing care is ever evolving it is essential that public health nursing programs are familiar with new research.

Performance Indicators and Outcomes:

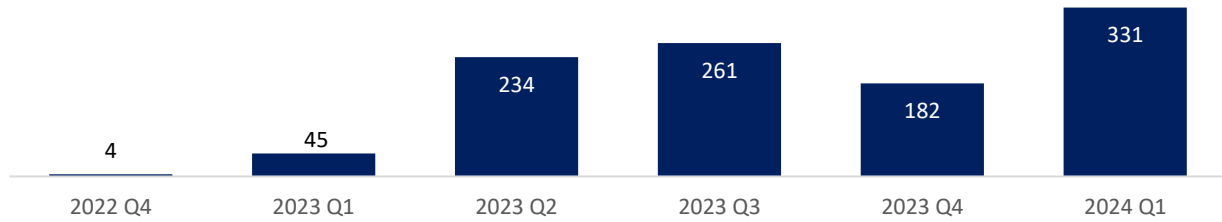
1. Enroll at least 30% of eligible individuals into the program.



2. Provide linkage to at least one health or social service resource for 100% of families enrolled in the programs.



3. Conduct 200 home visits to clients per quarter.



Encampment Management Information Tracking Database

Project Number: HH-5

Expenditure Category: 3-Public Health-Negative Economic Impact Public Sector Capacity/3.4-Public Sector Capacity Effective Service Delivery

Impacted Community: Homeless Individuals and Families

Funding Amount: \$155,790

Project Status: Complete

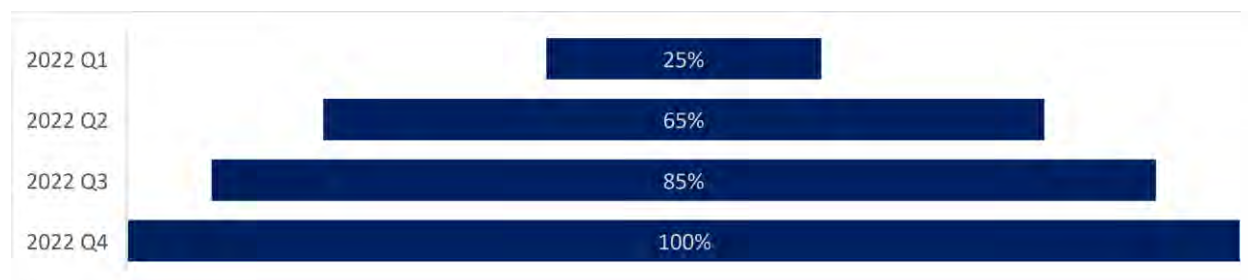
This project will allow for the development of a web-based Encampment Management Information Tracking (EMIT) database for County staff and contractors so they may track and manage responses to homeless encampments throughout the County. The EMIT database will support the County's overall effort to provide services to encampments by helping to expedite responses, coordinate deployment of social services, and track program efficacy. Funding will be used to hire staff to complete the buildout of the EMIT application with database reporting tools and to train end users. The first phase of database design and prototype development will begin in early 2022, and the second phase will integrate the EMIT database with various other county systems in order to improve the delivery of outreach, shelter, and housing services to those living unsheltered in the County.

Use of Evidence:

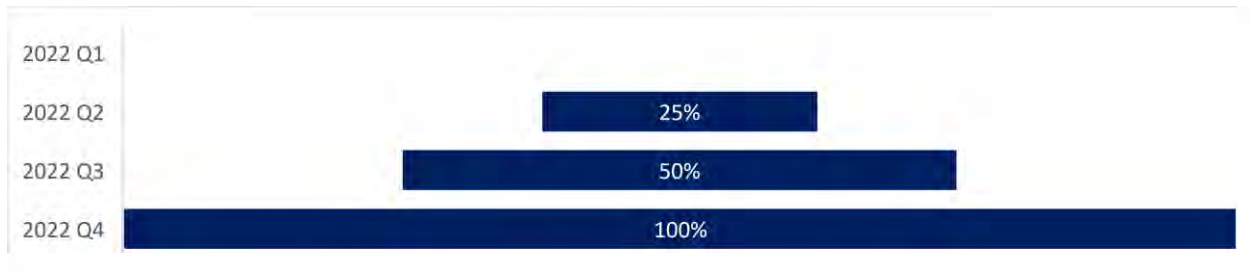
This project does not reference a specific evidence-based practice; however, data associated with the performance measures listed below will be collected and evaluated to determine the success of the project.

Performance Indicators and Outcomes:

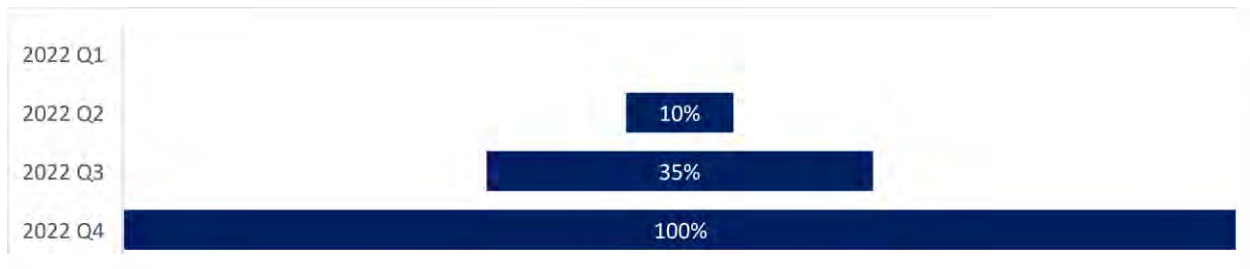
1. Complete the design and prototype of the EMIT application and obtain 100% stakeholder approval by 2022 Q4.



2. Deploy the EMIT database application and provide training to 95% of impacted departments by 2022 Q4.



3. Develop and deploy encampment information data reports to 100% of Stakeholders 2022 Q4.



River District Navigation

Project Number: HH-6

Expenditure Category: 2-Negative Economic Impacts/2.19-Social Determinants of Health
Community Health Workers or Benefits Navigators

Impacted Community: Homeless Individuals and Families

Funding Amount: \$130,315

Project Status: Complete

The River District community is the home of some of the largest numbers of unsheltered encampments in the County, as well as the home to many homeless shelters and social service programs. The district is heavily impacted by the presence of encampments, and those living unsheltered in the district are in need of services to successfully transition out of homelessness. Recognizing the disproportionate impacts and significant need in this area, the County dedicated two contracted outreach/housing navigators to specifically work in the River District as part of a one-year pilot program. The County worked closely with the River District Property-based Improvement District (PBID) to develop operational protocols for these navigators and to measure the impact of these efforts on unsheltered homelessness in the district.

Use of Evidence:

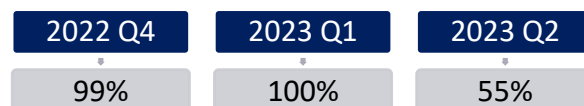
This project does not reference a specific evidence-based practice; however, data associated with the performance measures listed below will be collected and evaluated to determine the success of the project. Measures will be disaggregated based on demographics and zip code.

Performance Indicators and Outcomes:


1. Provide referral for a supportive service to 80% of individuals connected to a Navigator.




2. Connect 90% of individuals served to mainstream benefits and services.



3. Assist 50 individuals with shelter entry annually.



4. Number of individuals served.



Mirasol Village Block D

Project Number: HH-7

Expenditure Category: 2-Negative Economic Impacts/2.15-Long-Term Housing Security Affordable Housing

Impacted Community: Homeless and Low-income Individuals and Families

Funding Amount: \$5,000,000

Project Status: In Progress

This project will contribute \$5,000,000 to the Sacramento Housing and Redevelopment Agency (SHRA) for the Mirasol Village Block D affordable housing project. Block D is the fourth phase of the project and comprises five residential buildings totaling 116 affordable housing units. The total project costs are \$65,000,000, and the \$5,000,000 grant to SHRA will close a funding gap to build Block D. This project will provide housing for households earning 20-80 percent of the median income. Outcomes will be measured following the completion of this project using data collection over three years to examine income growth, increased educational attainment, levels of training and employment, and improved health outcomes of residents.

Use of Evidence:

This project does not reference a specific evidence-based practice; however, data associated with the performance measures listed below will be collected and evaluated to determine the success of the project.

Performance Indicators and Outcomes:

1. Review the federally compliant agreement SHRA enters into for construction of Mirasol Village, phase D.

2022 Q4 

SLFRF Mandatory Performance Indicator:

2. Number of affordable housing units preserved or developed.



Water Distribution to Homeless Encampments

Project Number: HH-8

Expenditure Category: 2-Negative Economic Impacts/2.16-Long-Term Housing Security: Services for Unhoused persons

Impacted Community: Homeless Individuals and Families

Funding Amount: \$870,000

Project Status: Complete

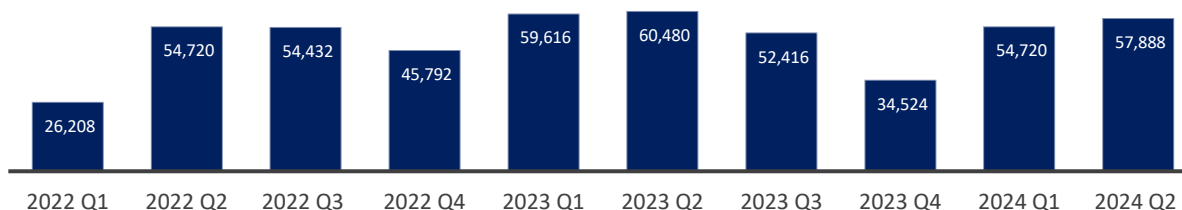
The purpose of this project is to deliver clean water and trash bags to homeless encampments. The delivery of water and trash bags will help individuals experiencing unsheltered homelessness remain in their encampments and thus reduce the likelihood of COVID-19 transmission. The project also allows the County to track and maintain contact with individuals experiencing unsheltered homelessness for vaccination efforts and vital health services.

Use of Evidence:

This project does not reference a specific evidence-based practice; however, data associated with the performance indicators listed below will be collected and evaluated to determine the success of the project.

Performance Indicators and Outcomes:

1. Deliver up to 54,432 gallons of water to homeless individuals experiencing unsheltered homelessness each month so they have access to clean water and may remain in their encampments, reducing the likelihood of COVID-19 transmission.



American River Parkway Sheltering Supports

Project Number: HH-9

Expenditure Category: 2-Negative Economic Impacts/2.16-Long-Term Housing Security: Services for Unhoused persons

Impacted Community: Homeless Individuals and Families

Funding Amount: \$2,457,000

Project Status: In Progress

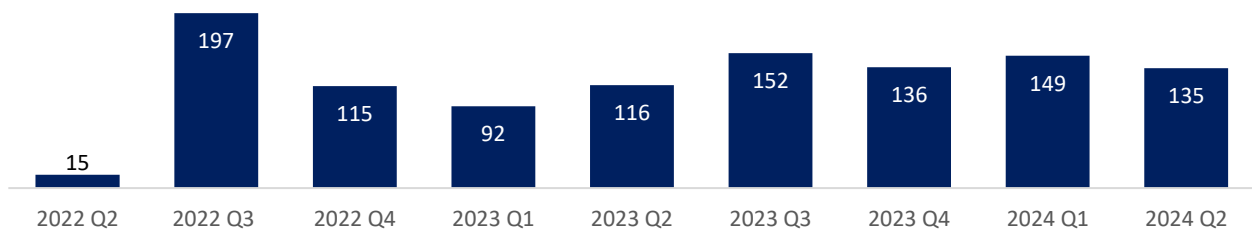
The County has committed significant resources to address the needs of people living unsheltered on the American River Parkway (Parkway) and to address the impacts of homeless encampments on the environment. Having access to dedicated supports, including shelter beds, is a critical part of these efforts. SLFRF funds will be used to support Salvation Army Center of Hope shelter operations from May 1, 2022, through December 31, 2024. The shelter is near the Parkway, and through the program, 70 beds will be prioritized for those exiting the Parkway area. The Salvation Army will provide 24-hour staffing, food, laundry, case management and re-housing supports for individuals sheltering at their facility. With the additional services from the Parkway navigation teams (including one-time housing funding), and coordination with behavioral health access clinicians, it is anticipated that the beds can turn over up to three times annually, allowing 180 people to be safely sheltered as they exit homelessness.

Use of Evidence:

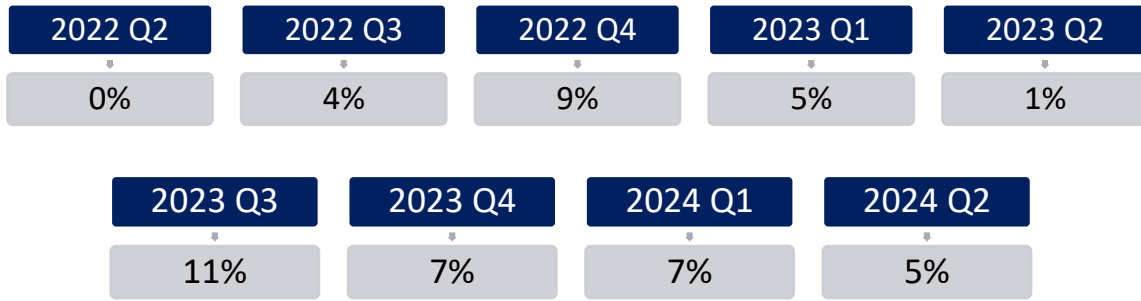
This project does not reference a specific evidence-based practice; however, data associated with the performance indicators listed below will be collected and evaluated to determine the success of the project. Measures will be disaggregated based on demographics and zip code.

Performance Indicators and Outcomes:

1. Shelter 75 individuals per quarter.



2. Assist 10% of individuals sheltered through the program to enter into permanent housing.



Coordinated Access System Enhancement

Project Number: HH-10

Expenditure Category: 2-Negative Economic Impacts/2.16-Long-Term Housing Security: Services for Unhoused Persons

Impacted Community: Homeless Individuals and Families

Funding Amount: \$3,000,000

Project Status: In Progress

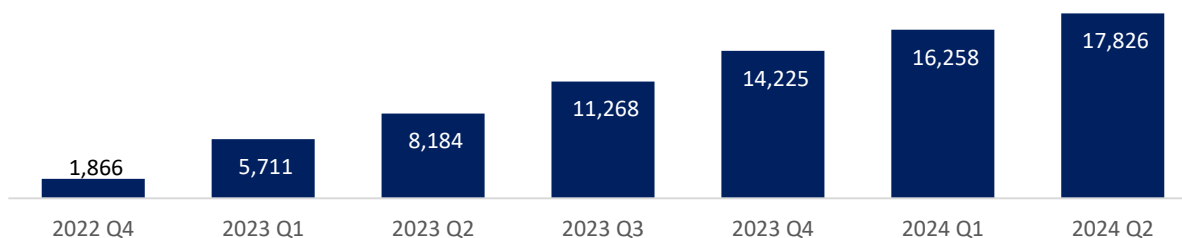
System-wide evaluations conducted over the last two years identified key critical system gaps specific to accessing homeless prevention and assistance, coordination between providers, identifying the availability of services, and provider effectiveness in helping individuals quickly avoid or resolve their housing crisis. Sacramento Steps Forward (SSF), the lead applicant for the Continuum of Care (CoC), is leading a community effort to begin to improve this system which involves two inter-related but distinct features: 1) coordinated access to initial crisis response, prevention, and homeless assistance; and 2) coordinated access to rehousing assistance. The Coordinated Access System will utilize 211, a telephonic resident information and referral service, to provide a “front door” to homeless prevention and supportive services offering consistent access to immediate problem-solving and emergency assistance for people experiencing a housing crisis. Assistance through 211 will be provided in multiple languages and is accessible for persons with disabilities. Service connections and referrals will be provided by trained information and referral specialists, 24-hours a day.

Use of Evidence:

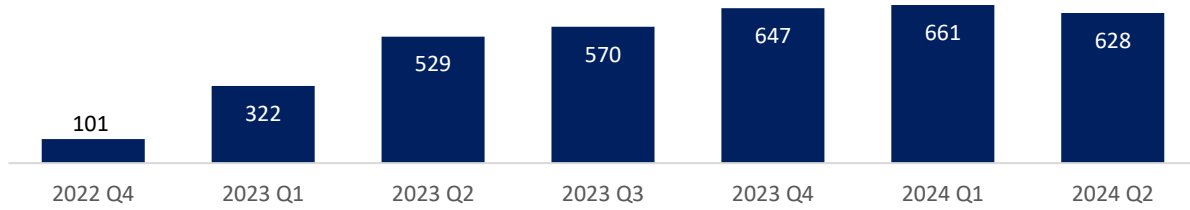
This project does not reference a specific evidence-based practice; however, data associated with the performance indicators listed below will be collected and evaluated to determine the success of the project.

Performance Indicators and Outcomes:

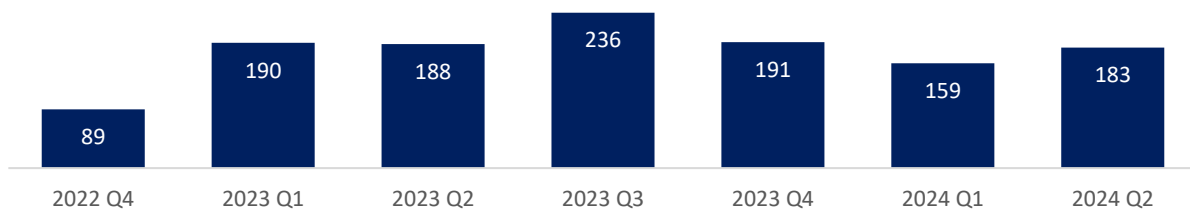
1. Answer and address 12,000 calls from Sacramento County residents seeking homeless-related crisis intervention and support.



2. Households entering shelter from a 211 referral.



3. Households receiving financial assistance from a 211 referral



Mather Community Campus Master Plan

Project Number: HH-11

Expenditure Category: 2-Negative Economic Impacts/2.15-Long-Term Housing Security: Affordable Housing

Impacted Community: Homeless Individuals and Families

Funding Amount: \$279,900

Project Status: In Progress

This project will consist of a complete analysis of the Mather Community Campus (MCC) site and buildings. The MCC supports a variety of critical programs and services for individuals experiencing homelessness throughout the County. However, the facilities at the MCC have physical needs that require on-going costly investments to sustain current operations. This project will include the creation of a master plan that provide development and cost recommendations for either repair of the existing facility footprint or re-building new facilities on the MCC footprint.

Use of Evidence:

This project does not reference a specific evidence-based practice; however, data associated with the performance indicators listed below will be collected and evaluated to determine the success of the project.

Performance Indicators and Outcomes:

1. Obtain a thorough, concise, and clear master plan report, which will be used to guide the County's decisions regarding the specific uses of facilities at the Mather Community Campus, by June of 2025.



Homeless Encampment Sanitation Services

Project Number: HH-12

Expenditure Category: 2-Negative Economic Impact/2.16-Long-Term Housing Security: Services for Unhoused Persons

Impacted Community: Homeless Individuals and Families

Funding Amount: \$745,393

Project Status: In Progress

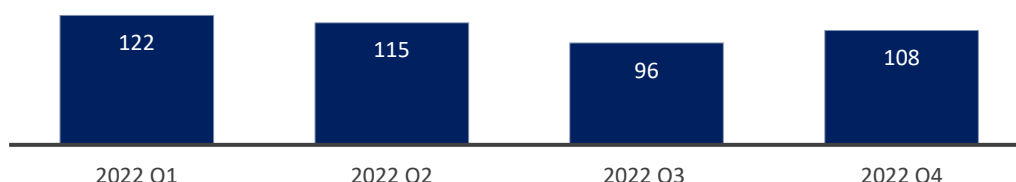
This program is structured to provide toilets and hand washing stations to people experiencing unsheltered homelessness. The objectives are to provide individuals living outside with safe and sanitary restrooms and the ability to wash their hands with the end goal of reducing likelihood of contracting COVID-19 and other negative health outcomes. The relationship between negative health outcomes and homelessness is well documented, with the dramatically heightened risk of a wide range of health problems, including mental health and substance-related problems, hypertension, diabetes mellitus, upper respiratory infections, and gastrointestinal and podiatry problems²⁶. According to the Center for Disease Control, because of these higher rates of serious medical problems among other items, people experiencing homelessness are at a greater risk of contracting COVID-19²⁷.

Use of Evidence:

This project does not reference a specific evidence-based practice; however, data associated with the performance indicators listed below will be collected and evaluated to determine the success of the project.

Performance Indicators and Outcomes:

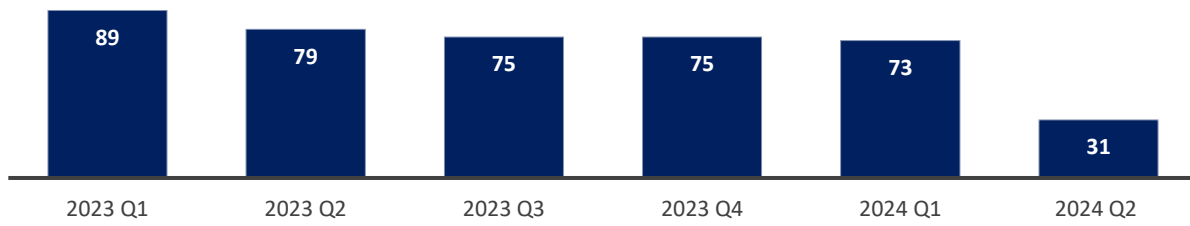
1. Maintain 105 sanitation stations in homeless encampments per quarter during 2022.



²⁶ van den Berk-Clark C, McGuire J. Trust in health care providers: factors predicting trust among homeless veterans over time. *J Health Care Poor Underserved*. 2014 Aug;25(3):1278-90. doi: 10.1353/hpu.2014.0115. PMID: 25130239; PMCID: PMC4157620. <https://www.ncbi.nlm.nih.gov/pmc/articles/PMC4157620/>

²⁷ Center for Disease Control and Prevention. *Interim Guidance on People Experiencing Unsheltered Homelessness*. (10, February 2022). <https://www.cdc.gov/coronavirus/2019-ncov/community/homeless-shelters/unsheltered-homelessness.html>.

2. Maintain 60 sanitation stations in homeless encampments per quarter for the remainder of the project.



Florin-Power Inn Road Safe Stay Community

Project Number: HH-13

Expenditure Category: 2-Negative Economic Impact/2.16-Long-Term Housing Security: Services for Unhoused Persons

Impacted Community: Homeless Individuals and Families

Funding Amount: \$12,587,321

Project Status: In Progress

The Florin/Power Inn Safe Stay Community project is a holistic response to the crisis of unsheltered homelessness. This program helps transition occupants of encampments into longer-term shelter and permanent housing and reduces the number of unsanctioned encampments in the unincorporated County. The Safe Stay Community is professionally operated by a contracted community-based organization who is responsible for day-to-day operations, managing third-party vendors, developing individualized service plans, and coordinating with the County and other service providers. This program helps transition occupants of encampments into longer-term shelter and permanent housing and reduces the number of encampments in the unincorporated County. The Safe Stay Community consists of Pallet Shelters along with onsite shower and restroom facilities for clients, as well as onsite offices and meeting rooms for operations staff. The perimeter is secured with fencing and privacy shading, and security offices are located at the access gate to control vehicular and pedestrian access to the site. Additionally, the community has a large, shaded common area for community gathering with a section for pet relief.

Use of Evidence:

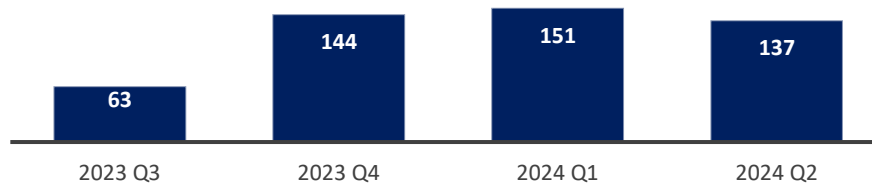
This project does not reference a specific evidence-based practice; however, data associated with the performance indicators listed below will be collected and evaluated to determine the success of the project.

Performance Indicators and Outcomes:

1. Complete the construction of the site and be prepared for occupancy by January 2024.



2. Maintain 100 unsheltered individuals following their transition from encampments/streets to the Safe Stay Community.



East Parkway Safe Stay Community

Project Number: HH-14

Expenditure Category: 2-Negative Economic Impact/2.16-Long-Term Housing Security: Services for Unhoused Persons

Impacted Community: Homeless Individuals and Families

Funding Amount: \$9,190,297

Project Status: In Progress

The East Parkway Safe Stay Community project is a holistic response to the crisis of unsheltered homelessness. This program helps transition occupants of encampments into longer-term shelter and permanent housing and reduces the number of unsanctioned encampments in the unincorporated County. The Safe Stay Community is professionally operated by a contracted community-based organization who is responsible for day-to-day operations, managing third-party vendors, developing individualized service plans, and coordinating with the County and other service providers. The Safe Stay Community consists of Pallet Shelters along with onsite shower and restroom facilities for clients. The perimeter is secured with fencing and privacy shading, and security offices are located at the access gate to control vehicular and pedestrian access to the site.

Use of Evidence:

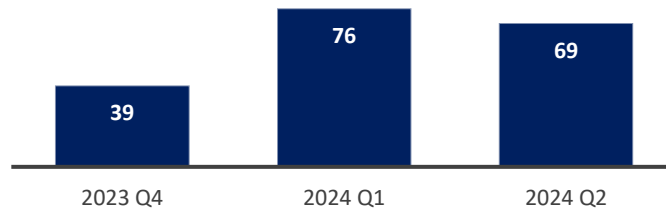
This project does not reference a specific evidence-based practice; however, data associated with the performance indicators listed below will be collected and evaluated to determine the success of the project.

Performance Indicators and Outcomes:

1. Complete the construction of the site and be prepared for occupancy by January 2024.



2. Maintain 100 unsheltered individuals following their transition from encampments/streets to the Safe Stay Community.



North Highlands Safe Stay Community

Project Number: HH-15

Expenditure Category: 2-Negative Economic Impact/2.16-Long-Term Housing Security: Services for Unhoused Persons

Impacted Community: Homeless Individuals and Families

Funding Amount: \$55,544,999

Project Status: In Progress

The North Highlands Safe Stay Community project is a holistic response to the crisis of unsheltered homelessness which consists of the purchase and renovations to a large warehouse building. The property contains approximately 13.05 acres improved with a 129,491 square foot industrial building and parking area. The building will contain sleeping cabins indoors and a large parking area outdoors designated for unsheltered individuals living in their vehicles. This program will help transition occupants of encampments into longer-term shelter and permanent housing and reduce the number of unsanctioned encampments in the unincorporated County. The Safe Stay Community will be professionally operated by a contracted community-based organization who will be responsible for day-to-day operations, managing third-party vendors, developing individualized service plans, and coordinating with the County and other service providers.

Use of Evidence:

This project does not reference a specific evidence-based practice; however, data associated with the performance indicators listed below will be collected and evaluated to determine the success of the project.

Performance Indicators and Outcomes:

1. Complete the construction of the site and be prepared for occupancy by March 2026.
2. Transition 200 unsheltered individuals from encampments/streets to the Safe Stay Community per year.



Women's Empowerment

Project Number: HH-16

Expenditure Category: 2-Negative Economic Impact/2.16-Long-Term Housing Security: Services for Unhoused Persons

Impacted Community: Homeless Individuals and Families

Funding Amount: \$3,000,000

Project Status: In Progress

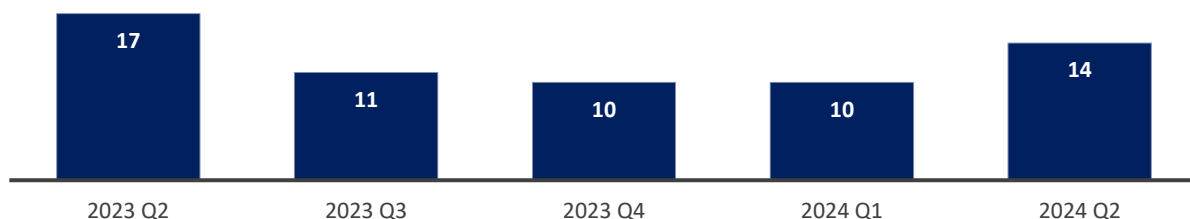
The purpose of this project is to assist the Women's Empowerment non-profit organization to provide temporary interim housing, rehousing supportive services, and prevention and intervention case management for up to 24-months to homeless women and their minor children through the Power Housing Project. The program will support the household's ability to secure and/or maintain employment to increase household income, sustain a healthy family unit, develop self-sufficiency, and regain permanent housing. Women's Empowerment will lease approximately 24 cottages at the Arden Acres Mobile Home Park to support approximately 70 families and 160 of their children, from January 2023 to December 2026. The families will be eligible for the transitional housing opportunity following their completion of the Women's Empowerment programs, including the "Ready to Rent" program which is focused on providing education and training to support successful reentry into independent, permanent housing.

Use of Evidence:

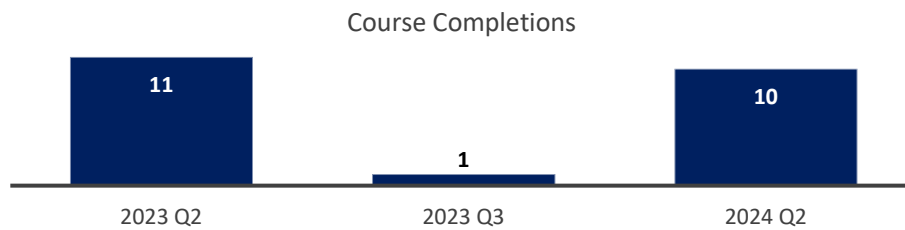
This project does not reference a specific evidence-based practice; however, data associated with the performance indicators listed below will be collected and evaluated to determine the success of the project.

Performance Indicators and Outcomes:

1. Enroll and support 24 households, at any given time, into Women's Empowerment's WE Empower Housing Program.



2. Enroll all 24 households in the “Ready to Rent” training with the goal of participants successfully completing the 12-week course.

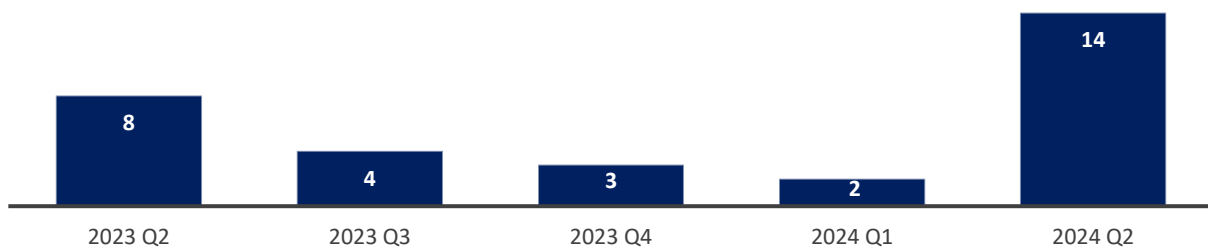


3. Provide services to with the goal of participating households entering into independent, permanent, and sustainable housing.



SLFRF Mandatory Performance Indicators:

4. Households receiving eviction prevention services.



Project Roomkey Extension

Project Number: HH-17

Expenditure Category: 1-Public Health/1.7-Other COVID-19 Public Health Expenses

Impacted Community: Homeless Individuals and Families

Funding Amount: \$7,931,274

Project Status: Complete

This project funded the continuation of Project Roomkey which is an emergency non-congregate shelter for vulnerable persons experiencing homelessness provided in an effort to improve health differences among this population and allow them to isolate/quarantine against the risks of COVID-19. Homeless participants are generally older individuals with pre-existing health conditions which places them at greater risk of experiencing the adverse effects of COVID-19.

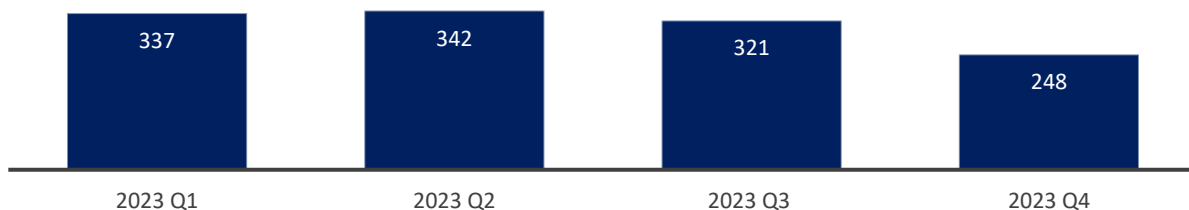
The program offered shelter, meals, and case management with the goal of connecting participants to needed resources, health services, and more permanent housing solutions.

Use of Evidence:

This project does not reference a specific evidence-based practice; however, data associated with the performance indicators listed below will be collected and evaluated to determine the success of the project.

Performance Indicators and Outcomes:

1. Provide shelter for up to 223 shelter participants per quarter.



2. Provide shelter, meals and support services for up to 223 shelter participants per quarter from July 1, 2023, through the remainder of the project.



Arden Star Homekey

Project Number: HH-18

Expenditure Category: 2-Negative Economic Impact/2.15-Long-Term Housing Security: Affordable Housing

Impacted Community: Homeless Individuals and Families

Funding Amount: \$7,900,000

Project Status: Not Started

The Arden Star Homekey program will contribute to the rehabilitation of 128 hotel rooms at the Arden Star Hotel and will convert the rooms into 71 studios, 51 one-bedroom units, two manager units, and four offices to house and support homeless families and individuals. Resident amenities will include a common lounge area, outdoor gathering area, and community room with a kitchen. A total of 30 units will be reserved for Mental Health Services Act (MHSA) eligible program clients supported by two case managers from the County's division of Behavioral Health Services. Clients referred to the program by the Department of Child, Family, and Adult Services (DCFAS) will occupy a total of 15 reserved units and receive case management services from DCFAS. The County will contract with a provider for case management services to work with the remaining residents towards personal goal planning, living skills training, and money management. Additionally, the case managers will provide information, referrals and linkage for a variety of services and supports in the community, mental health services, substance use disorders, and primary care.

Use of Evidence:

This project does not reference a specific evidence-based practice; however, data associated with the performance indicators listed below will be collected and evaluated to determine the success of the project.

Performance Indicators and Outcomes:

1. Convert hotel rooms into 122 into temporary housing units for homeless individuals.

Substance Use Respite and Engagement Center Operational Funding

Project Number: H-1

Expenditure Category: 1-Public Health/1.13-Substance Use Services

Impacted Community: Individuals in Need of Substance Use Services

Funding Amount: \$3,873,842

Project Status: Complete

This project provided funding to sustain the Substance Use Respite and Engagement (SURE) Center program through June 30, 2023. The SURE Center was opened by WellSpace Health during the Pandemic to reduce impacts on emergency rooms and the Sacramento County Main Jail, while also providing substance-use treatment linkage to SURE Center clients. The SURE Center provided short-term (4-12 hours) recovery, detoxification, and recuperation from the effects of acute alcohol or drug intoxication with a primary emphasis on clients with a methamphetamine addiction. Without this partnership, all participants in the SURE Center would have either been transported to an Emergency Room or placed in the County Jail. The intended outcome of this project is to serve those in need of substance use services, which have been exacerbated by the Pandemic.

Research has shown an increase in alcohol and drug use since the Pandemic began. However, access to care has been limited due to factors such as limited mental health staffing. The SURE Center has a diversified staffing model that ensures adequate services are available to clients who are struggling from alcohol and illicit substance use or substance misuse. The SURE Center picks up clients from underserved neighborhoods which were impacted severely due to COVID-19 and, after stabilization, returns the client to their neighborhood, thus reducing the disruption of a client's natural supports.

Use of Evidence:

The SURE program components, and accompanying behavioral health crisis services, are evidence-based in their entirety^{28 29}. Additionally, most of the sub-components of the program each have their own long-established evidence base (for example, Motivational Interviewing, cognitive-behavioral therapy). The 'bundle' of services provided through the program are recognized at the federal level by the U.S. Department of Health Services, Substance Abuse and Mental Health Services Administration (SAMHSA) in its National Guidelines for Behavioral Health Crisis Care best practice

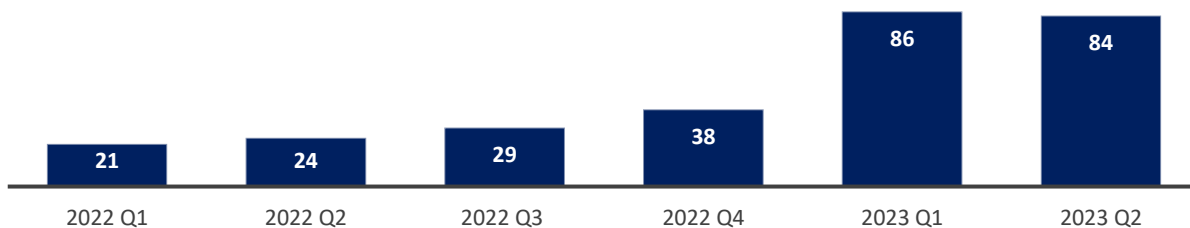
²⁸ Smith-Bernardin, S.M. (2021) Changing the Care Environment for Acute Intoxication: Providing Intoxicated Adults with an Alternative to the Emergency Department and Jail. *Journal of Studies on Alcohol and Drugs*, 82(5), 678–684. <https://www.jsad.com/doi/abs/10.15288/jsad.2021.82.678>.

²⁹ Marshall, B., McGlynn, E., & King, A. (2021). Sobering centers, emergency medical services, and emergency departments: A review of the literature. *American Journal of Emergency Medicine*, 40, 37-40. <https://www.sciencedirect.com/science/article/abs/pii/S0735675720310408?via%3Dihub>

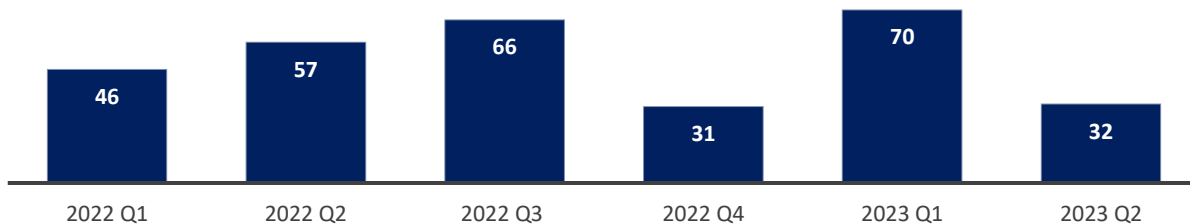
toolkit edited by Assistant Secretary for Mental Health and Substance Use at SAMHSA, Doctor Elinore Katz.

Performance Indicators and Outcomes:

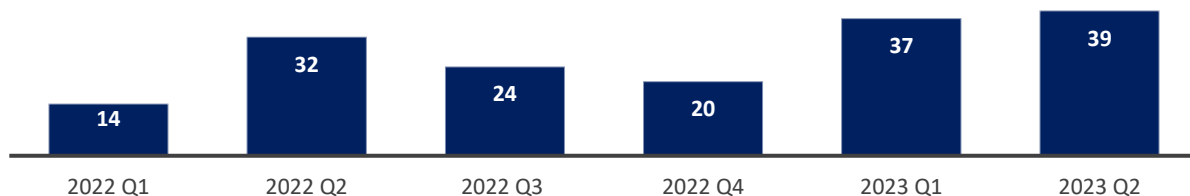
1. Decrease the impacts to local hospitals by diverting 35 intoxicated individuals to the SURE Center for detoxification and treatment services each quarter.



2. Decrease the impact to Sacramento County Main Jail by diverting an average of 50 individuals to the SURE Center quarterly for detoxification and treatment services.



3. Directly refer and place 15 clients into ongoing treatment services each quarter following their completion of the SURE program.



Project Roomkey Medical Services

Project Number: H-2

Expenditure Category: 1-Public Health/1.6-Medical Expenses including Alternative Care Facilities

Impacted Community: Homeless Individuals and Families

Funding Amount: \$747,150

Project Status: Complete

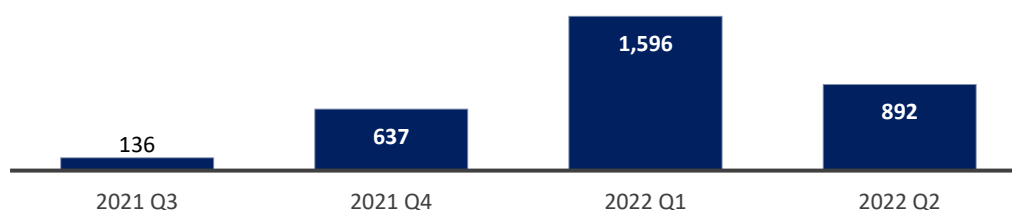
The purpose of this project was to provide medical services for individuals participating in the Project Roomkey program. Project Roomkey provided shelter for individuals experiencing homelessness or unstable housing. Through the program, a nursing team was utilized to evaluate the health and safety of Project Roomkey residents who experience an elevated likelihood of health issues, medical emergencies, and contraction of COVID-19. The Project Roomkey model has specific isolation units for COVID-19 positive residents that need higher levels of monitoring and care. The medical team assessed patient vital signs, answered medical questions, and explained complications, while calling for appropriate assistance when needed. Additionally, the nursing team provided health education, care coordination, harm reduction, wellness and supportive care, intake and assessment, as well as COVID-19 isolation guidance, testing, and vaccinations.

Use of Evidence:


This project does not reference a specific evidence-based practice; however, data associated with the performance indicators listed below will be collected and evaluated to determine the success of the project.

Performance Indicators and Outcomes:

1. Conduct approximately 270 health evaluations per quarter which include opportunities for health education around vaccination and testing.



2. Complete COVID-19 testing and provide consistent information regarding COVID-19 status for Project Roomkey residents to decrease the likelihood of transmissions.



Emergency Medical Services Equipment

Project Number: H-3

Expenditure Category: 1-Public Health/1.14-Other Public Health Services

Impacted Community: General Public

Funding Amount: \$95,549

Project Status: Complete

This project will allow for the purchase of equipment for the Emergency Medical Services (EMS) division within the Department of Health Services. EMS is a primary responder during an activation of the Emergency Operations Center and is an integral component of the County's personal protective equipment and medical supply distribution network. EMS requires sufficient equipment and supplies in order to carry out these responsibilities, and a larger truck is necessary to safely tow the Mobile Medical Shelter generator. The purchase of the truck and requested items will address specific deficits observed by EMS during the response to the Pandemic. These items will allow EMS to safely and rapidly deploy temporary facilities in the event of a COVID-19 resurgence or Emergency Operations Center activation and will enhance staff and volunteer safety during an emergency.

Use of Evidence:

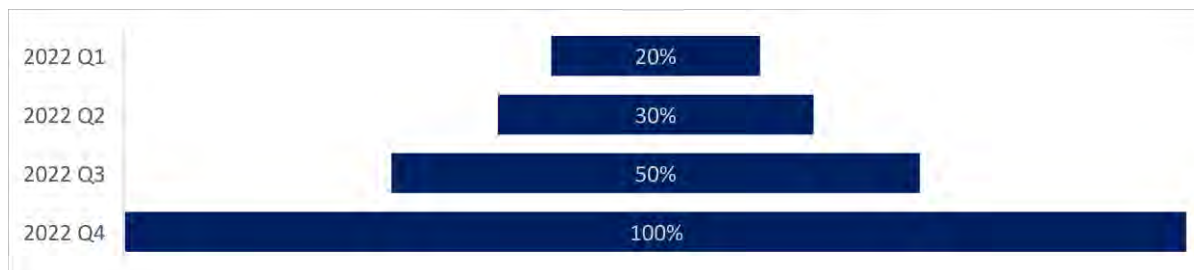
This project does not reference a specific evidence-based practice; however, data associated with the performance indicators listed below will be collected and evaluated to determine the success of the project.

Performance Indicators and Outcomes:

1. Purchase one truck necessary to safely tow the Mobile Medical Shelter generator by June of 2024.

2024 Q1 ☒

2. Purchase all EMS supplies and maintenance equipment by June of 2023.



Primary Health Clinic Staffing

Project Number: H-4

Expenditure Category: 1-Public Health/1.6-Medical Expenses including Alternative Care Facilities

Impacted Community: Homeless and Low-income Individuals and Families

Funding Amount: \$2,701,919

Project Status: In Progress

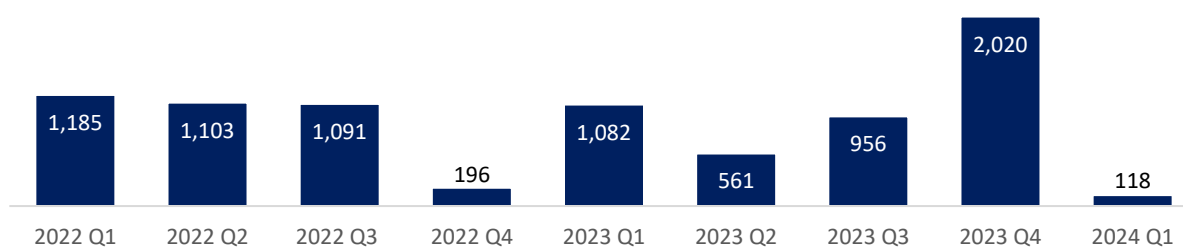
This project consists of expanded service capacity at the Sacramento County Primary Care Center which provides health services to low-income residents in Sacramento County. Additional temporary staff will be hired to increase access to primary healthcare services. Some of these positions will be assigned to the homeless COVID-19 outreach team with the eventual goal of enrolling these patients into Managed Care Medi-Cal, allowing for continued access to health care services.

Use of Evidence:

This project does not reference a specific evidence-based practice; however, data associated with the performance indicators listed below will be collected and evaluated to determine the success of the project.

Performance Indicators and Outcomes:

1. Provide additional staffing to address and close 600 patient referrals each quarter.



Pandemic Technology Needs

Project Number: H-5 Pandemic Technology Needs

Expenditure Category: 3-Public Health-Negative Economic Impact Public Sector Capacity/3.4-Public Sector Capacity Effective Service Delivery

Impacted Community: General Public

Funding Amount: \$350,000

Project Status: Complete

This project funded temporary information technology contractors for one year to meet elevated technology demands resulting from the Pandemic. The Department of Health Services experienced an increase in the need for information technology services during the Pandemic in all divisions, including Primary, Public, Behavioral and Correctional Health Services due to public health regulations and requirements, teleworking for staff, COVID-19 related activities and the implementation of Tele-health. The increased need for technology support strained existing Department of Technology resources as the department aspired to meet elevated technology needs across all County operations during the Pandemic.

Use of Evidence:

This project does not reference a specific evidence-based practice; however, data associated with the performance indicators listed below will be collected and evaluated to determine the success of the project.

Performance Indicators and Outcomes:

1. Reduce the Department of Technology service requests by 10%.



2. Complete the computer refresh project by deploying 200 replacement computers by June of 2023.



Juvenile Medical Services Staffing

Project Number: H-6

Expenditure Category: 1-Public Health/1.4-Prevention in Congregate Settings, Nursing Homes Prisons/Jails, Dense Work Sites, Schools, Child Care Facilities, etc.

Impacted Community: Youth in Congregate Care

Funding Amount: \$95,891

Project Status: In Progress

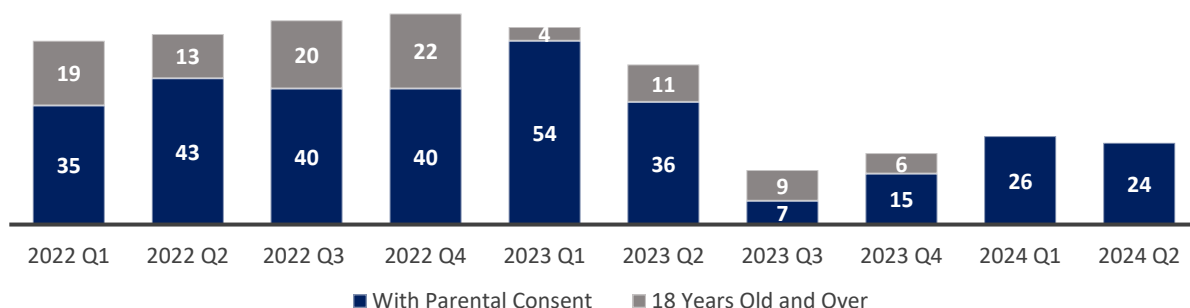
This project will provide funding to support a part-time Registered Nurse at the County of Sacramento Youth Detention Facility. The Registered Nurse will be dedicated to monitoring youth infection control, providing immunizations, patient and staff education, and assisting the program in keeping up with the evolving Cal-OSHA standards through the ARPA project period. The goal is to limit the spread of COVID-19 and other diseases in the facility and, by doing so, protect residents and the community at large when the residents are released.

Use of Evidence:

This project does not reference a specific evidence-based practice; however, data associated with the performance indicators listed below will be collected and evaluated to determine the success of the project.

Performance Indicators and Outcomes:

1. Provide COVID-19 vaccinations to residents with parental consent for vaccination.
2. Provide COVID-19 vaccinations to residents over the age of 18 years old.



Personnel Services COVID-19 Vaccination and Testing Program

Project Number: H-7

Expenditure Category: 3-Public Health Negative Economic Impact Public Sector Capacity/3.5 Public Sector Capacity Administrative Needs

Impacted Community: General Public

Funding Amount: \$90,696

Project Status: Complete

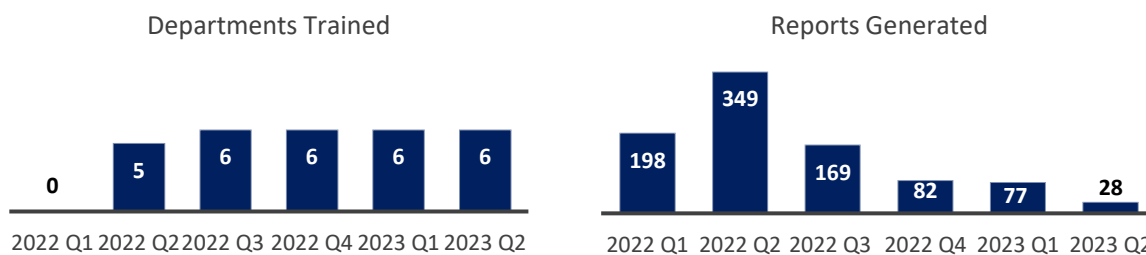
The purpose of this project is to provide staffing to assist County departments to accurately track the County's COVID-19 Vaccination Testing Program. The program ensured the County's compliance with State Public Health Orders which required vaccination for workers in specific high-risk facilities. The County implemented the COVID-19 Vaccination Testing Program to assist departments in tracking program requirements, employees' COVID-19 vaccination status, and COVID-19 testing results. Customer service needs for departments grew to require administrative tasks, such as enrollment and disenrollment, leave tracking reporting, and program guidance. Reporting included department statistics, exemption requests, testing lists, and non-compliance tracking. The General Public was positively impacted as the County provided a healthy workforce to administer public services and reduce the spread of COVID-19 to individuals in high-risk facilities. The intended outcomes are compliance with COVID-19 regulations, increased safety in the workplace, customer service to departments, and administration of the COVID-19 Vaccination and Testing program.

Use of Evidence:

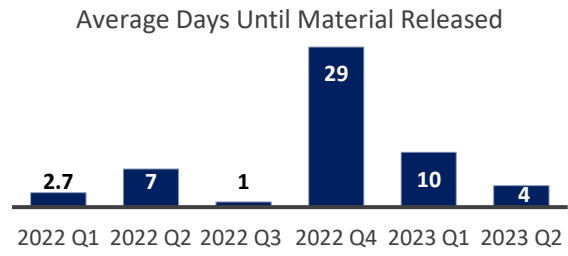
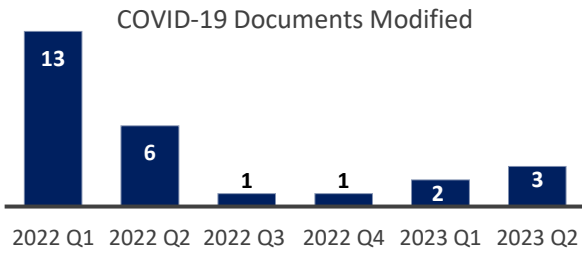
This project does not reference a specific evidence-based practice; however, data associated with the performance indicators listed below will be collected and evaluated to determine the success of the project.

Performance Indicators and Outcomes:

1. Provide seven departments with training and access to the vaccination-testing database by the end of the calendar year so they may each produce one report per week for auditing purposes.



2. Update COVID-19 prevention guidance documents for departments within 14 business days of State and local modifications.



Academic Support and School Readiness

Project Number: H-8

Expenditure Category: 2-Negative Economic Impacts/2.13-Healthy Childhood Environments
Services to Foster Youth or Families Involved in Child Welfare System

Impacted Community: Foster Youth

Funding Amount: \$1,200,000

Project Status: In Progress

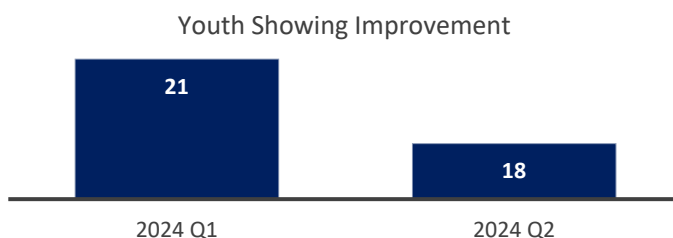
This project addresses the negative impact of academic disruption and remote learning as a result of the Pandemic on foster children, families, and caretakers involved with the child welfare system. For decades, foster children have been behind their non-foster peers in educational outcomes and are less likely to graduate from high school. This negatively impacts social determinants, such as employment, self-sufficiency, health, and overall well-being. The Pandemic has resulted in even further achievement gaps for foster children. This project will fund contracted providers for enhanced services and supports for foster children, including, but not limited to, tutoring services, academic assessment reviews, referrals to community supports, and enrichment activities, such as after-school programs, homework club, and others. The contracted providers will help bridge the academic gap for foster children and attempt to improve academic achievement in areas identified below grade level through a services and support system. The project will also engage and support parents and caretakers in these efforts.

Use of Evidence:

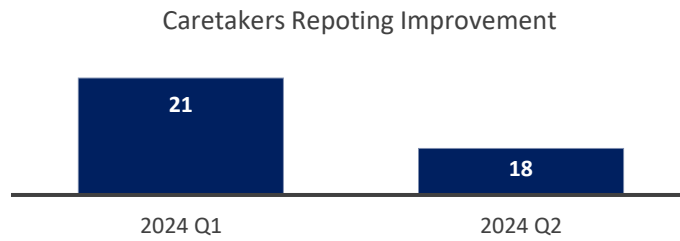
This project does not reference a specific evidence-based practice; however, data associated with the performance indicators listed below will be collected and evaluated to determine the success of the project.

Performance Indicators and Outcomes:

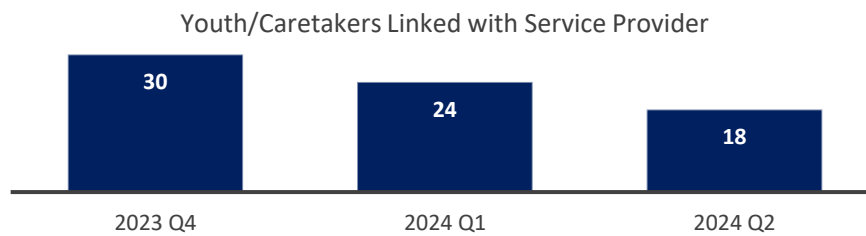
1. Provide initial student academic assessment for foster youth participating in the program and meet the goal of showing improvement in at least one subject area identified as “needs improvement”.



2. Engage with parents/caretakers at intake to identify areas of secondary support and meet the goal of reporting improvement in their ability to support the foster youth with identified subject matters.



3. Decrease barriers to academic success by providing a service needs assessment and linking foster youth and parents/caretakers with a culturally, linguistically service provider if available.



Building Strong Families – Community Supports Navigation Services

Project Number: H-9

Expenditure Category: 2-Negative Economic Impacts/2.19-Social Determinants of Health Community Health Workers or Benefits Navigators

Impacted Community: Low-income Individuals and Families

Funding Amount: \$3,967,500

Project Status: In Progress

This project addresses the impact of COVID-19 on African American community members residing in seven distinct neighborhoods throughout the County, as well as families of all racial/ethnic backgrounds living in the lowest socio-economic areas of the County, with high rates of crime, child abuse, and neglect. These areas were disproportionately impacted, not only by higher rates of COVID-19, but also by higher rates of homelessness, unemployment, lack of childcare options, food resources, and other quality of life issues. This trauma-informed project will fund community-based organizations to conduct outreach and provide assistance with health, mental health, transportation, and other basic needs in the community where stressed families live. This project will use Family Support Navigators to assess the immediate needs of children and families, provide direct support, and provide referrals to community resources and services to help stabilize and strengthen families.

Use of Evidence:

Family Support Navigators will engage with and connect parents/caregivers to the services and resources they are eligible for in their community and countywide, with emphasis on connecting them to evidence based practices such as home visiting (models including Parents as Teachers³⁰, Healthy Families America³¹ and Nurse Family Partnership³², as well as local promising models such as Black

³⁰ Parents as Teachers National Center. (2022). Parents as Teachers: An Evidence-Based Home Visiting Model. https://static1.squarespace.com/static/56be46a6b6aa60dbb45e41a5/t/628ba2d40ce9b6603c769207/1653318359288/906_2022_EBHM_Digital_Book.pdf

³¹ Healthy Families America. (2022). Evidence of Effectiveness. https://www.healthyfamiliesamerica.org/wp-content/uploads/2022/03/HFA_Evidence_of_Effectiveness_2022_Website.pdf

³² Miller, T. (2015) Projected Outcomes of Nurse-Family Partnership Home Visitation During 1996–2013, USA. Prevention Science, 16(6), 765-777. <https://www.nursefamilypartnership.org/about/proven-results/published-research>

Mothers United³³) and parenting education classes (curriculums such as Nurturing Parenting³⁴ and Effective Black Parenting³⁵). There are many articles in professional medical journals^{36 37 38} that link the use of trained community Navigators to reduced health disparities among Black, Indigenous and People of Color (BIPOC) people. Building Strong Families will create a local Navigator program, based on components of successful models, such as local hiring, extensive training, creating a tight-knit cohort and regular collaborative meetings. Project funding will be used to create, implement and evaluate the Family Support Navigators.

A Results Based Accountability (RBA) framework will be utilized to assess the program. The County will identify data points and milestones and will track the number of individuals and families served, number and type of referrals provided, and number of referrals acted upon. The County will also create an assessment tool to determine families' greatest needs, stress level, parenting efficacy, and other measures to assess impact.

Families living in 15 neighborhoods across the county were selected for this program because, when compared to the county as a whole, they experience greater instances of health disparities, child abuse, neglect, and deaths (with Black/African American children being disproportionately affected), higher rates of COVID infection, and lower vaccination rates. COVID-19 has created higher levels of stress in these communities and has isolated parents/caregivers as their community non-profits shuttered their doors during the Pandemic. Parents had less access to mental health services for themselves and their young children. Additionally, these communities have seen higher unemployment rates and greater levels of poverty as a result of the Pandemic.

³³ Read, S. (2017). Black Mothers United Improving Birth Outcomes by Addressing Social Determinants of Health. [Presentation]. University of California, San Francisco Family Health Outcomes Project.

https://fhop.ucsf.edu/sites/fhop.ucsf.edu/files/custom_download/Black%20Mothers%20United%20-%20UCSF%20Webinar%20031417.pdf

³⁴ Cowen, P. S. (2001). Effectiveness of a parent education intervention for at-risk families. *Journal of the Society of Pediatric Nursing*, 6(2), 73-82. <https://www.cebc4cw.org/program/nurturing-parenting-program-for-parents-and-their-infants-toddlers-and-preschoolers>

³⁵ Myers, H. F., Alvy, K. T., Arlington, A., Richardson, M. A., Marigna, M., Huff, R., Main, M., & Newcomb, M. D. (1992). The impact of a parent training program on inner-city African-American families. *Journal of Community Psychology*, 20(2), 132-147. [https://doi.org/10.1002/1520-6629\(199204\)20:2%3C132::AID-JCOP2290200204%3E3.0.CO;2-Z](https://doi.org/10.1002/1520-6629(199204)20:2%3C132::AID-JCOP2290200204%3E3.0.CO;2-Z); <https://www.cebc4cw.org/program/effective-black-parenting-program>

³⁶ Cowen, P. S. (2001). Effectiveness of a parent education intervention for at-risk families. *Journal of the Society of Pediatric Nursing*, 6(2), 73-82. <https://www.cebc4cw.org/program/nurturing-parenting-program-for-parents-and-their-infants-toddlers-and-preschoolers/>

³⁷ Natale-Pereira, A., Enard, K. R., Nevarez, L., & Jones, L. A. (2011). The Role of Patient Navigators in Eliminating Health Disparities. <https://www.ncbi.nlm.nih.gov/pmc/articles/PMC4121958/>

³⁸ Wang, M. L., Gallivan, L., Lemon, S. C., Borg, A., Ramirez, J., Figueroa, B., McGuire, A., & Rosal, M. C. (2015). Navigating to Health: Evaluation of Community Health Center Patient Navigation. <https://www.sciencedirect.com/science/article/pii/S2211335515001047>

Performance Indicators and Outcomes:

1. Provide referrals and linkage to service providers for 6,000 participants by December of 2024.



2. Provide 12,000 referrals to program participants prior to December of 2024.



3. Complete 1,200 follow-up/post assessment surveys with program participants to evaluate if services improved their situation.



Food Insecurity-Food Bank Support Pilot Program

Project Number: H-10

Expenditure Category: 2-Negative Economic Impacts/2.1-Household Assistance Food Programs

Impacted Community: Food Insecure Low-income Individuals and Families

Funding Amount: \$2,000,000

Project Status: Complete

This project provided direct support to local food banks. The food banks delivered food products to individuals and families experiencing food insecurity due to economic harm caused by COVID-19. The population served was County of Sacramento residents with low-income. Contracted food banks submitted monthly reports that identified the number of families served.

Use of Evidence:

This project does not reference a specific evidence-based practice; however, data associated with the performance indicators listed below will be collected and evaluated to determine the success of the project.

Performance Indicators and Outcomes:

1. Serve 100,000 households.



2. Serve 300,000 participants.



3. Distribute 250,000 supplemental food items.



Food Insecurity-Meal Delivery Pilot Program

Project Number: H-11

Expenditure Category: 2-Negative Economic Impacts/2.1-Household Assistance Food Programs

Impacted Community: Food Insecure Low-income Individuals and Families

Funding Amount: \$1,000,000

Project Status: Complete


This project provided direct support to develop a meal delivery service program. The meal delivery service program was targeted to identify specific partners and provide meal delivery to senior citizens and immunocompromised individuals experiencing food insecurity due to economic harm caused by COVID-19. This program aimed to reduce food insecurity for these populations. Outcomes were measured by the number of individuals served within the County.

Use of Evidence:


This project does not reference a specific evidence-based practice; however, data associated with the performance indicators listed below will be collected and evaluated to determine the success of the project.

Performance Indicators and Outcomes:

1. Deliver a total of 50,000 meals by the end of the project.



2. Serve a total of 3,500 participants by the end of the project.



Fentanyl Awareness Campaign

Project Number: H-12

Expenditure Category: 1-Public Health/1.13-Substance Use Services

Impacted Community: General Public

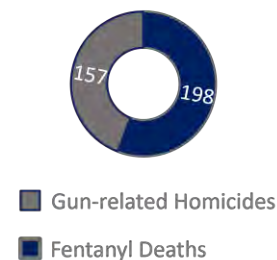
Funding Amount: \$194,628

Project Status: Complete

The District Attorney's Office conducted a two-year countywide public service announcement (PSA) campaign alerting the public about counterfeit prescriptions pills, which contain deadly fentanyl, and are flooding the Sacramento area. The District Attorney's Office worked with a public relations agency to target three main audiences, including the general population, parents/guardians, and youth/young adults. The key messaging points were one pill can kill; if you didn't get it from a pharmacy, it's fake; and more people are dying from fentanyl poisoning than firearm-related homicides. Multi-language versions were also created when possible. The campaign included PSAs for different media platforms, including television/radio, online/social media, digital billboards, public transit, print publications, and community events.

From January of 2020 to December of 2021, the County experienced a 32 percent increase in fentanyl-related deaths. In 2020 and 2021, there were 26 percent more deaths contributed to fentanyl consumption than gun-related homicides in the County as shown in Figure 9.

Figure 10: County Fentanyl Deaths



Use of Evidence:

This project does not reference a specific evidence-based practice; however, data associated with the performance indicators listed below will be collected and evaluated to determine the success of the project.

Performance Indicators and Outcomes:

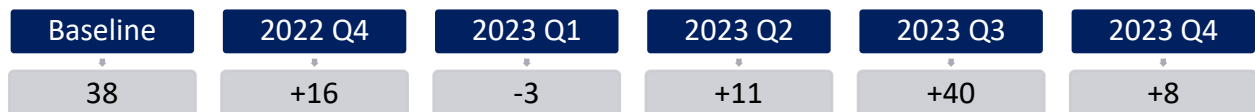
1. Attain 10 million total impressions across all media platforms.



2. Reach 10,000 1pillcankillsac.com webpage views by the end of the project.



3. Establish baseline and reduce the number of fentanyl-related deaths.



Emergency Volunteer Database and Deployment Website

Project Number: H-13

Expenditure Category: 1-Public Health/1.14-Other Public Health Services

Impacted Community: General Public

Funding Amount: \$42,000

Project Status: In Progress

This project will modernize and digitize the Medical Reserve Corps (MRC) database and assist in matching volunteers to tasks for which they are qualified to perform. The County of Sacramento Office of Emergency Services manages the MRC and Amateur Radio Volunteers, in addition to providing oversight of Spontaneous and Affiliated Volunteers during disasters. The MRC volunteers provide services such as: vaccinations, testing, line monitoring, lab courier, hotline answering points, and more, all of whom have been scheduled manually. During the COVID-19 response, the MRC program grew from 200 to a membership of 900 medical volunteers who served over 25,000 hours supporting County Public Health in 2020 and 13,532 hours in 2021.

This system will provide a robust digital solution for receiving and processing volunteer applications, verifying medical licensing and background checks, automating deployment of volunteers, and tracking reportable data on hours worked. Project funds will be used to purchase integrated database software that is intuitive, easy to use, and includes scheduling and tracking of hours served, email and text communications, volunteer timeclock, QR code check-in, and encrypted data storage. The application can be used on a desktop, tablet, or mobile device. The project will enhance website portals and support by integrating those solutions with existing Emergency Operations Center technologies.

Use of Evidence:

This project does not reference a specific evidence-based practice; however, data associated with the performance indicators listed below will be collected and evaluated to determine the success of the project.

Performance Indicators and Outcomes:

1. Engage 90 volunteers in a test using the software.
2. Complete the development of the new software database and upload 850 volunteer records.
3. Distribute training materials to 850 volunteers.



Food Insecurity Outreach – National Association for the Advancement of Colored People (NAACP)

Project Number: H-14

Expenditure Category: 2-Negative Economic Impacts/2.1-Household Assistance Food Programs

Impacted Community: Food Insecure Low-income Individuals and Families

Funding Amount: \$246,000

Project Status: Complete

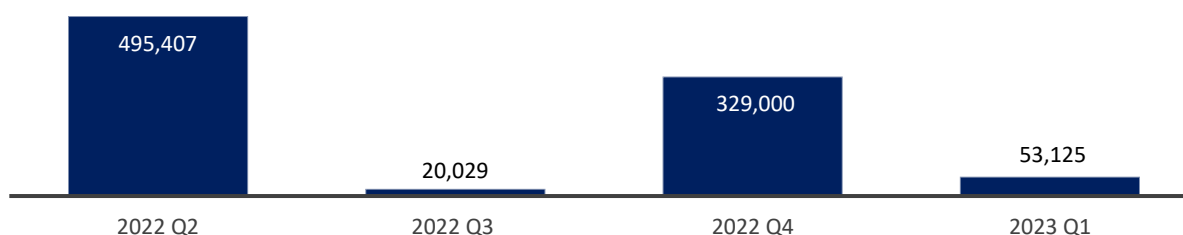
This project provided funding for NAACP to conduct outreach services for individuals and families experiencing food insecurity due to economic harm caused by COVID-19. The outreach occurred at local events and farmers markets. The purpose of the program was to provide education and referrals for food assistance resources to this population. Outcomes were measured by the number of events and activities attended.

Use of Evidence:

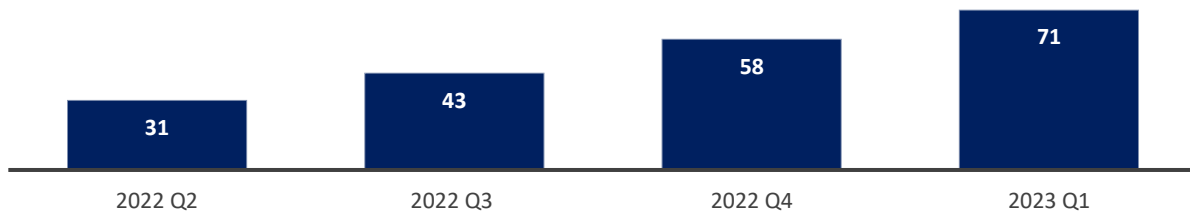
This project does not reference a specific evidence-based practice; however, data associated with the performance indicators listed below will be collected and evaluated to determine the success of the project.

Performance Indicators and Outcomes:

1. Provide outreach to over 15,000 individuals each quarter and continue to increase awareness and provide referrals for food assistance resources.



2. Attend at least 25 outreach events per quarter, increase awareness of food insecurity programs, and provide referrals for food assistance.



Psychiatric Sub-Acute Facility

Project Number: H-15

Expenditure Category: 1-Public Health/1.12-Mental Health Services

Impacted Community: Individuals in Need of Mental Health Services

Funding Amount: \$446,061

Project Status: In Progress

This project focuses on the construction of a new Mental Health Rehabilitation Center (MHRC). The MHRC will be a 24-hour residential program which provides intensive support and rehabilitative services designed to assist adult individuals with mental disorders to develop skills and become self-sufficient in an effort to increase levels of independence and their ability to reintegrate back into society. The increased number of sub-acute beds for individuals on Conservatorship will help to relieve hospitals of patients waiting for placements, expand capacity for individuals in emergency departments waiting for psychiatric hospital beds, and reduce hospital expenses accordingly. Sub-acute beds provide a less expensive alternative as well as recovery-oriented rehabilitative treatment for adult clients.

Use of Evidence:

This project does not reference a specific evidence-based practice; however, data associated with the performance indicators listed below will be collected and evaluated to determine the success of the project.

Performance Indicators and Outcomes:

1. Complete the schematic design and deliverables.



Expansion of Substance Use Treatment Services

Project Number: H-16

Expenditure Category: 1-Public Health/1.13-Substance Use Services

Impacted Community: Individuals in Need of Substance Use Services

Funding Amount: \$5,643,676

Project Status: In Progress

This project will provide expanded capacity for residential treatment/detoxification in the Substance Use Prevention and Treatment Services (SUPT) system. During 2022, the County commissioned a research and development study to be conducted on the County SUPT system. The study identified gaps in the system, specifically citing a significant need for 140 additional residential treatment and withdrawal management (detoxification) beds to meet the community needs for service. Residential treatment is designed to address functional challenges related to substance use disorders and to restore, maintain, and practice interpersonal and independent living skills, along with access to community support systems. Services support program participants to develop, practice, and demonstrate the recovery skills needed to avoid immediate relapse and/or high-risk behaviors. All services are individually tailored to each participant based on their needs, and they are transitioned to lower levels of care when clinically appropriate in alignment with the statewide goal of a length of stay of 30 days or less. Treatment capacity has diminished as a result of the Pandemic, with 54% of behavioral health organizations having to close programs and 65% having to cancel, reschedule, or turn away patients. From 2020 to 2021, during the height of the Pandemic, drug overdose deaths rose by 15%.

Use of Evidence:

This project does not reference a specific evidence-based practice; however, data associated with the performance indicators listed below will be collected and evaluated to determine the success of the project.

Performance Indicators and Outcomes:

1. Increase timely access to residential treatment by increasing Sacramento County substance use disorder treatment system bed capacity by 140.
2. Decrease waiting time for individuals in need of residential treatment with the goal of eliminating wait time entirely.



Fentanyl Education and Awareness

Project Number: H-17

Expenditure Category: 1-Public Health/1.13-Substance Use Services

Impacted Community: General Public

Funding Amount: \$308,359

Project Status: Complete


The purpose of this project is to develop and implement a Fentanyl Education and Awareness Campaign through Arrive Alive California (AAC) Inc. due to increased overdose deaths and fentanyl poisoning of youth in the community. The campaign will be directed at alerting three diverse audiences to this threat: 1) youth/young adults, 2) parents/guardians, and 3) the general public. AAC's programming provides an interactive experience for youth by heightening awareness and recognition that fentanyl poisoning is a real problem that affects real lives. Reaching the youth, parents/guardians, and general population is crucial and a robust, multi-faceted approach is required. AAC will facilitate the Fentanyl Education and Awareness Campaign, with subject matter experts, through active participant programming, school assemblies, classroom instruction, town hall meetings, and parent workshops. The Pandemic has exacerbated the fentanyl issue in the community. According to the CDC, fentanyl deaths are reaching staggering numbers across the country, with deaths tripling among teens in the last two years. In 2021, fentanyl was involved in more youth deaths than all other drug types combined.

Use of Evidence:


This project does not reference a specific evidence-based practice; however, data associated with the performance indicators listed below will be collected and evaluated to determine the success of the project.

Performance Indicators and Outcomes:

1. Provide fentanyl awareness educational presentations at least 24 events.



2. Number of attendees at events.



Clinic Services - Telehealth

Project Number: H-18

Expenditure Category: 1-Public Health/1.6-Medical expenses

Impacted Community: Low-income Individuals and Families

Funding Amount: \$135,000

Project Status: In Progress

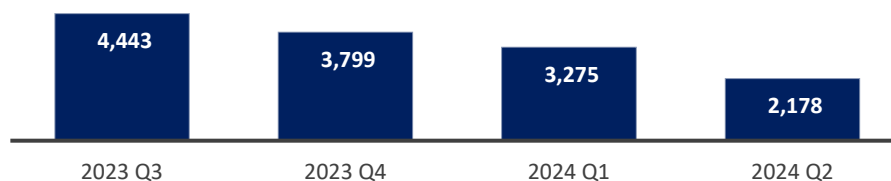
This project will consist of purchasing equipment and software to enhance the Sacramento County Primary Care Center's ability to provide remote telehealth medical care services, including outreach and vaccine services, to patients and prevent the spread of COVID-19 and improve health outcomes overall for some of the most vulnerable community members. Telehealth services enhance the Center's ability to provide remote visits and reach patients with significant mobility or transportation barriers. This project will include the purchase of personal protective equipment, as well as laptops, iPhones, and software licenses to increase access to remote visits and provide health services in the community for the unhoused population.

Use of Evidence:


This project does not reference a specific evidence-based practice; however, data associated with the performance indicators listed below will be collected and evaluated to determine the success of the project.

Performance Indicators and Outcomes:

1. Increase the number of telehealth visits.



2. Increase the number of households served.



Clinic Services - Staffing

Project Number: H-19

Expenditure Category: 1-Public Health/1.6-Medical expenses

Impacted Community: Low-income Individuals and Families

Funding Amount: \$319,000

Project Status: In Progress

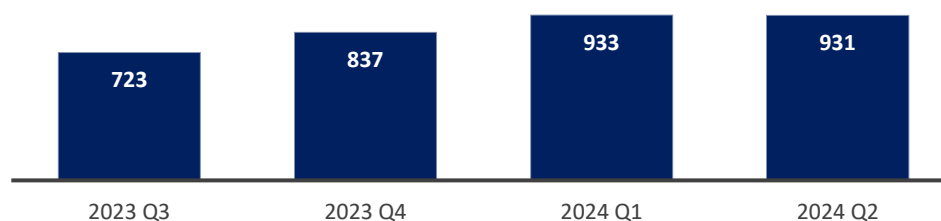
This project consists of expanded Pharmacy capacity at the Sacramento County Primary Care Center, a Federally Qualified Health Center that is located on the border of a Qualified Census Tract and provides health services to underserved and low-income residents. The funding will be used to hire an additional Pharmacist and provide a dedicated call line for patient questions surrounding medications. These enhancements will increase the Primary Care Center's ability to provide primary care services as the Pharmacist will fill prescriptions and provide medication consultations which were previously performed by medical providers. The shift of this responsibility will allow the medical providers to see more patients. Additionally, the dedicated call line for patient medication questions will divert these calls from the heavily impacted call center.

Use of Evidence:

This project does not reference a specific evidence-based practice; however, data associated with the performance indicators listed below will be collected and evaluated to determine the success of the project.

Performance Indicators and Outcomes:

1. Serve 500 customers visiting the pharmacy each quarter.



Medication Assisted Treatment

Project Number: H-20

Expenditure Category: 1-Public Health/1.13-Substance Use Services

Impacted Community: Individuals in Need of Substance Use Services

Funding Amount: \$5,400,000

Project Status: Not Started

Sacramento County is required to provide a full Medication Assisted Treatment (MAT) induction program to all incarcerated patients who suffer with the chronic health condition of Opioid addiction. MAT is the community standard and first line of treatment for Opioid Use Disorder (OUD) and is proven to significantly reduce opioid related overdose deaths, hospitalizations and soft tissue infections in the incarcerated population. Adult Correctional Health's (ACH) MAT program will provide monthly injectable medication to 80 inmates a month in the County's jail system to help treat opioid addiction. The injectable form of the medication reduces the likelihood of diversion and contraband. New patients will be enrolled as patients are removed from the program or released from jail, maintaining counts of approximately 80 patients at any given time.

Use of Evidence:

MAT has been proven in scientific studies to reduce opioid overdose and death.

Performance Indicators and Outcomes:

1. Administer MAT injections to 80 inmates per month.

Spay/Neuter and Vaccination Services for Homeless Pets

Project Number: H-21

Expenditure Category: 2-Negative Economic Impacts/2.37-Economic Impact Assistance: Other

Impacted Community: Homeless Individuals and Families

Funding Amount: \$400,000

Project Status: In Progress

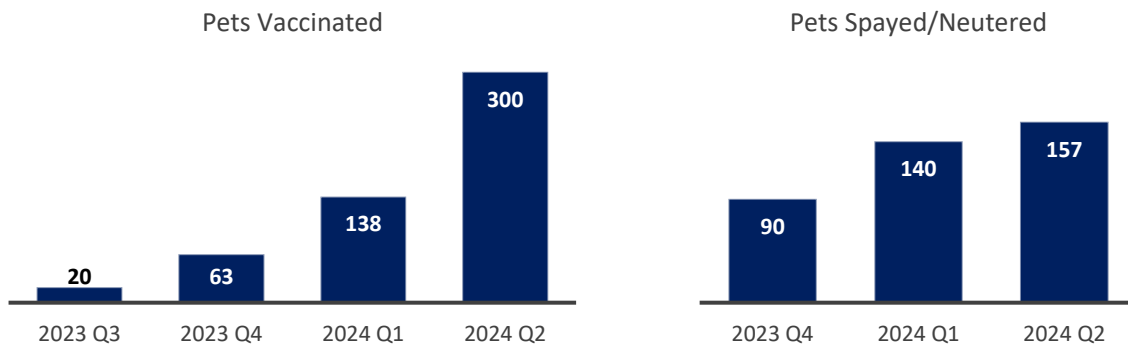
This project consists of engaging with the homeless community to provide spay/neuter and vaccination services for dogs at no cost. Transportation is often a challenge for homeless pet owners, so the County will utilize the Bradshaw Animal Assist Team (BAAT) vehicle to deliver services in the community. The goal of the project is to support homeless individuals who own pets in the County by providing spay/neuter and vaccination services in designated homeless communities.

Use of Evidence:

This project does not reference a specific evidence-based practice; however, data associated with the performance indicators listed below will be collected and evaluated to determine the success of the project.

Performance Indicators and Outcomes:

1. Increase the number of homeless pets vaccinated, spayed, and neutered in designated homeless communities.



WellSpace Crisis Receiving for Behavioral Health

Project Number: H-22

Expenditure Category: 1-Public Health/1.14-Other Public Health Services

Impacted Community: Individuals in Need of Mental Health Services

Funding Amount: \$4,750,000

Project Status: In Progress

This project will provide funding to assist WellSpace Health to purchase a 13-acre site to construct a Community Wellness Campus. The facility will provide comprehensive medical, dental, behavioral health, and supportive services for individuals insured by Medi-Cal or uninsured to expand behavioral health and recovery-oriented continuums of care. Central to the proposed campus is the Crisis Center, which will occupy a two-story, 32,000 square foot building on the campus. The top floor of the building will house a 988 Communications Center that will operate in partnership with the California Office of Emergency Services as a state and federally designated behavioral health alternative to 911. The first floor will provide real-time response to behavioral health crisis, including the Crisis Receiving for Behavioral Health (CRBH) program, Certified Community Behavioral Health Center, Integrated Resource Center, and a Federally Qualified Health Center for related outpatient medical services. Once constructed, the first services are expected to come online within two years upon completion of tenant improvements.

Use of Evidence:

This project does not reference a specific evidence-based practice; however, data associated with the performance indicators listed below will be collected and evaluated to determine the success of the project.

Performance Indicators and Outcomes:

1. Provide WellSpace with funding to assist with their purchase of the property for the Community Wellness Campus by June 2024.



Childcare Stipends and Capacity Building

Project Number: H-23

Expenditure Category: 2-Negative Economic Impacts/2.11-Healthy Childhood Environments: Child Care

Impacted Community: Small Businesses

Funding Amount: \$950,000

Project Status: Not Started

The purpose of this project is to implement a program of support for existing childcare homes and centers and capacity-building services to potential new family childcare home providers. Childcare centers were economically impacted when businesses closed during the pandemic and childcare services were no longer needed. Through the project, stipends will be provided to offset some of the economic impact of the pandemic on small childcare businesses. Additionally, resource and referral childcare capacity-building services will be provided to develop and grow childcare capacity by helping new providers to become licensed so they can begin serving families.

Use of Evidence:

This project does not reference a specific evidence-based practice; however, data associated with the performance indicators listed below will be collected and evaluated to determine the success of the project.

Performance Indicators and Outcomes:

1. Support 30 participants to become licensed family child care providers ready to serve families.
2. Provide 30 workshops per year on topics related to becoming a licensed family child care provider.

Mobile Integrated Health

Project Number: H-24

Expenditure Category: 1-Public Health/1.14-Other Public Health Services

Impacted Community: General Public

Funding Amount: \$1,360,000

Project Status: Not Started

The purpose of this project is to expand the Sacramento Metropolitan Fire District's Mobile Integrated Health (MIH) Program in order to improve patient outcomes by increasing equitable access to appropriate healthcare services for the general public. The patient-centered mobile care model pairs an advanced level provider (nurse practitioner or physician assistant) with a licensed paramedic to address public health needs in the prehospital setting. The program enhances access to healthcare services while maximizing the capacity of the emergency medical services system to better meet the demand for service. The MIH Program is currently deployed throughout Metro Fire's jurisdiction, which is comprised of unincorporated Sacramento County and the cities of Citrus Heights and Rancho Cordova. The fire district has an estimated population of over 720,000 individuals, of which more than 10% are considered low-income and disproportionately impacted by the pandemic.

Use of Evidence:

This project does not reference a specific evidence-based practice; however, data associated with the performance indicators listed below will be collected and evaluated to determine the success of the project.

Performance Indicators and Outcomes:

1. Increase accessibility of MIH services to the community.
2. Reduce emergency department utilization.
3. Reduce delays in obtaining appropriate care.

Chamber of Commerce Business Assistance

Project Number: ER-1

Expenditure Category: 2-Negative Economic Impacts/2.30-Technical Assistance, Counseling or Business Planning

Impacted Community: Small Businesses

Funding Amount: \$907,803

Project Status: Complete

This project is structured to provide to provide small business technical supportive services related to economic recovery efforts. Across the County, 98.47% of all businesses are classified as small businesses, with under 100 employees, and 91.91% of these small businesses have under 20 employees³⁹. All small businesses in the County were impacted by the Pandemic. Impacts ranged from disruptions to supply chains, additional costs for personal protection equipment, mandatory shutdowns, mobility restrictions, and uncertainty about short-term prospects. The intended outcome of the project is to support the economic recovery of small businesses in Sacramento County.

Use of Evidence:

This project does not reference a specific evidence-based practice; however, data associated with the performance indicators listed below will be collected and evaluated to determine the success of the project.

Performance Indicators and Outcomes:

1. Support the equitable economic stability and recovery of 24,203 businesses by July of 2023.



³⁹ *Demographics*. Greater Sacramento Economic Council. (2022, July 19). Retrieved April 10, 2023, from <https://www.greatersacramento.com/talent-old/demographics/>

Property and Business Improvement District Business Assistance

Project Number: ER-2

Expenditure Category: 2-Negative Economic Impacts/2.30-Technical Assistance, Counseling or Business Planning

Impacted Community: Small Businesses

Funding Amount: \$1,805,078

Project Status: Complete

This project is structured to provide small business support services related to economic recovery efforts. Across the County, 98.47% of all businesses are classified as small businesses, with under 100 employees, and 91.91% of these small businesses have under 20 employees⁴⁰. All small businesses in the County were impacted by the Pandemic. Impacts ranged from disruptions to supply chains, additional costs for personal protection equipment, mandatory shutdowns, mobility restrictions, and uncertainty about short-term prospects. The intended outcome of this project is to support the economic recovery of businesses.

Use of Evidence:

This project does not reference a specific evidence-based practice; however, data associated with the performance indicators listed below will be collected and evaluated to determine the success of the project.

Performance Indicators and Outcomes:

1. Support the equitable economic stability and recovery of 16,604 businesses by August of 2023.



⁴⁰ *Demographics*. Greater Sacramento Economic Council. (2022, July 19). Retrieved April 10, 2023, from <https://www.greatersacramento.com/talent-old/demographics/>

Arts and Non-Profits Cultural Grants

Project Number: ER-3

Expenditure Category: 2-Negative Economic Impacts/2.29-Loans or Grants to Mitigate Financial Hardship

Impacted Community: Arts and Non-profit Organizations

Funding Amount: \$2,200,000

Project Status: In Progress

This project is structured to provide direct grants to arts and non-profit cultural organizations throughout the County that have been negatively impacted by COVID-19. These arts and non-profit cultural organizations were economically impacted by COVID-19 as they experienced lost revenue when required to close in-person operations, lost fundraising opportunities, workforce challenges, and increased expenses related to COVID-19 health measures. This project will be executed in partnership with the City of Sacramento who will provide a match of \$2,000,000 to the program. Grant awards will range from \$5,000-\$100,000 each. The intended outcome of the project is to ensure the equitable economic recovery and increased economic activity for the arts and non-profit cultural community.

Use of Evidence:

This project does not reference a specific evidence-based practice; however, data associated with the performance indicators listed below will be collected and evaluated to determine the success of the project.

Performance Indicators and Outcomes:

1. Support the equitable economic stability and recovery of 150 non-profit organizations by December of 2023.



Small Business and Non-Profit Grants

Project Number: ER-4

Expenditure Category: 2-Negative Economic Impacts/2.29-Loans or Grants to Mitigate Financial Hardship

Impacted Community: Small Businesses and Non-profit Organizations

Funding Amount: \$7,500,000

Project Status: Complete

This project is structured to provide direct grants to small business and non-profit organizations in the unincorporated area of the County that have been negatively impacted by COVID-19. Small business and non-profit organizations were economically impacted by COVID-19 as they experienced lost revenue when required to close in-person operations, workforce challenges, and increased expenses related to COVID-19 health measures. The intended outcome of the project is to support the equitable economic recovery and increase economic activity for businesses. The intended outcomes will be measured by the number of small business and non-profit organizations served.

Use of Evidence:

This project does not reference a specific evidence-based practice; however, data associated with the performance indicators listed below will be collected and evaluated to determine the success of the project.

Performance Indicators and Outcomes:

1. Support the equitable economic stability and recovery of 750 businesses and non-profit organizations by August of 2023.



2022 Retail Food Permit Fee Waiver Project

Project Number: ER-5

Expenditure Category: 2-Negative Economic Impacts/2.37-Economic Impact Assistance Other

Impacted Community: Retail Food Businesses

Funding Amount: \$6,442,451

Project Status: Complete

This project will waive the Environmental Management Department annual operating permit fees for eligible retail food businesses in the County that were in operation as of December 31, 2021. Local retail food establishments have been especially hard hit by the Pandemic, as they have been negatively impacted by the restrictions imposed by local and state public health orders. Eligible retail food businesses include restaurants, bars, schools, mobile food establishments, bakeries, cottage food operations, snack bars, caterers/commissaries, food banks, and retail markets less than 15,000 square feet. The project will occur over one year as annual permit fees become due for each establishment.

Use of Evidence:

This project does not reference a specific evidence-based practice; however, data associated with the performance indicators listed below will be collected and evaluated to determine the success of the project.

Performance Indicators and Outcomes:

1. Waive annual operating permit fees for eligible retail food businesses.



Sacramento Metro Chamber of Commerce-Business Support Services

Project Number: ER-6

Expenditure Category: 2-Negative Economic Impacts/2.30-Technical Assistance Counseling or Business Planning

Impacted Community: Small Businesses

Funding Amount: \$660,000

Project Status: Complete


This project will fund Sacramento Metropolitan Chamber of Commerce (SMCC) operations dedicated to providing support to businesses negatively impacted by COVID-19. Small business were economically impacted by COVID-19 as they experienced lost revenue when required to close in-person operations, workforce challenges, and increased expenses related to COVID-19 health measures. SMCC will provide specialized assistance, counseling program outreach, and other services to assist with business recovery needs. The intended outcome of the project is to support the economic stability and recovery of businesses impacted by COVID-19.

Use of Evidence:

This project does not reference a specific evidence-based practice; however, data associated with the performance indicators listed below will be collected and evaluated to determine the success of the project.

Performance Indicators and Outcomes:

1. Support the equitable economic stability and recovery of 2,474 businesses by May of 2023.



Sacramento Inclusive Economic Development Collaborative- Business Support Services

Project Number: ER-7

Expenditure Category: 2-Negative Economic Impacts/2.30-Technical Assistance Counseling or Business Planning

Impacted Community: Small Businesses

Funding Amount: \$2,890,000

Project Status: In Progress

This project will fund the Sacramento Inclusive Economic Development Collaboration Sac (IEDC), a coalition of community-based organizations dedicated to providing assistance to businesses that have been negatively impacted by COVID-19. Small business were economically impacted by COVID-19 as they experienced lost revenue when required to close in-person operations due to workforce challenges and as they faced increased expenses related to COVID-19 health measures. This project will focus on an equitable distribution of funds through IEDC's Minority Business Assistance Recovery Kickstart Program (MBARK Program). The MBARK Program will be utilized to address existing deficiencies currently facing minority small business owners in the County and provide outreach, technical assistance, training, and one-on-one consulting in various languages to engage those hard-to-reach businesses using culturally appropriate methods. The intended outcomes of the project are to support the equitable economic stability and recovery of the business community and increase economic activity.

Use of Evidence:

This project does not reference a specific evidence-based practice; however, data associated with the performance indicators listed below will be collected and evaluated to determine the success of the project.

Performance Indicators and Outcomes:

1. Support the equitable economic stability and recovery of 2,500 businesses and increase their economic activity by June 30,2024.



Business Environmental Resource Center-Business Support Services

Project Number: ER-8

Expenditure Category: 2-Negative Economic Impacts/2.30-Technical Assistance Counseling or Business Planning

Impacted Community: Small Businesses

Funding Amount: \$7,156

Project Status: Complete

This project will fund the Business Environmental Resource Center (BERC) for operations dedicated to providing assistance to businesses that have been negatively impacted by COVID-19. Small business were economically impacted by COVID-19 as they experienced lost revenue when required to close in-person operations, workforce challenges, and increased expenses related to COVID-19 health measures. The BERC, an existing County of Sacramento department, will provide specialized assistance counseling program outreach and other services to assist with business recovery needs. The intended outcomes of the project are to support the equitable economic stability and recovery of businesses and increase their economic activity.

Use of Evidence:

This project does not reference a specific evidence-based practice; however, data associated with the performance indicators listed below will be collected and evaluated to determine the success of the project.

Performance Indicators and Outcomes:

1. Support the equitable economic stability and recovery of 690 businesses by June of 2023.



2023 Retail Food Permit Fee Waiver

Project Number: ER-9

Expenditure Category: 2-Negative Economic Impacts/2.37-Economic Impact Assistance: Other

Impacted Community: Retail Food Businesses

Funding Amount: \$6,447,874

Project Status: In Progress

This project will waive the Environmental Management Department annual operating permit fees for eligible retail food businesses in the County that were in operation as of December 31, 2022. Eligible retail food businesses include restaurants, bars, schools, mobile food establishments, bakeries, cottage food operations, snack bars, caterers/commissaries, food banks, and retail markets less than 15,000 square feet. The project will occur over one year as annual permit fees become due for each establishment. This project will support retail food businesses that have been negatively impacted by the restrictions imposed by local and state public health orders.

Use of Evidence:

This project does not reference a specific evidence-based practice; however, data associated with the performance indicators listed below will be collected and evaluated to determine the success of the project.

Performance Indicators and Outcomes:

1. Waive annual operating permit fees for eligible retail food businesses.



Sacramento Metro Chamber Foundation Apprenticeship Project

Project Number: ER-11

Expenditure Category: 2-Negative Economic Impacts/2.10-Job Training Assistance

Impacted Community: Unemployed or Underemployed Individuals

Funding Amount: \$192,844

Project Status: Not Started

The purpose of this project is to provide workforce training to unemployed or underemployed adults impacted by the pandemic. A Registered Apprenticeship Program (RAP) will be developed to provide an industry-driven, high-quality career pathway where employers can develop and prepare their future workforce. Individuals participating in the program will obtain paid work experience and receive progressive wage increases, classroom instruction, and a portable, nationally recognized credential. The program will include marketing and outreach to solicit participants for the group education sessions. Direction and oversight will be provided by a steering committee comprised of representatives from the government, community and employer partners.

Use of Evidence:

This project does not reference a specific evidence-based practice; however, data associated with the performance indicators listed below will be collected and evaluated to determine the success of the project.

SLFRF Mandatory Performance Indicator:

1. Number of participants in the program.
2. Number of education sessions provided.

Mather Veterans Village

Project Number: D1-1 & D5-8

Expenditure Category: 2-Negative Economic Impacts/2.15-Long-Term Housing Security: Affordable Housing

Impacted Community: Homeless Individuals and Families

Funding Amount: \$3,000,000

Project Status: Not Started

This project will allocate \$3,000,000 to support new housing at the Mather Community Campus for homeless veterans and homeless families. Homeless individuals and families have been disproportionately impacted by COVID-19 as living unsheltered in congregate settings and without access to housing, health, and other critical services creates disparity. Efforts to address these needs, including support moving out of congregate settings into non-congregate and permanent housing, help to relieve these impacts. The Mather Veterans Village will provide non-congregate, safe and secure shelter for this population. The project will be administered by the City of Rancho Cordova who will also contribute an additional \$2,000,000 to the project for a total budget of \$5,000,000.

Use of Evidence:

This project does not reference a specific evidence-based practice; however, data associated with the performance indicators listed below will be collected and evaluated to determine the success of the project.

SLFRF Mandatory Performance Indicators:

1. Number of households receiving eviction prevention services.
2. Number of affordable housing units preserved or developed.

Roberts Family Development Center

Project Number: D1-2

Expenditure Category: 2-Negative Economic Impacts/2.34-Assistance to Impacted Non-profit Organizations

Impacted Community: Non-profit Organizations

Funding Amount: \$350,000

Project Status: Complete

This project will allocate funding to the Roberts Family Development Center to assist the 501(c)3 non-profit organization in mitigating impacts caused by the Pandemic's increased demand for services and changing operational needs, as well as declines in revenue sources such as donations and fees. The Pandemic has further increased financial challenges and demand for services provided by non-profits and this allocation will allow the organization to continue to serve some of the most vulnerable populations in the community.

Use of Evidence:

This project does not reference a specific evidence-based practice; however, data associated with the performance indicators listed below will be collected and evaluated to determine the success of the project.

Performance Indicators and Outcomes:

1. Provide grant funding to the non-profit organization to mitigate Pandemic impacts.

2023 Q1



United Way California Capital Region

Project Number: D1-3 & D2-2

Expenditure Category: 2-Negative Economic Impacts/2.3-Household Assistance: Cash Transfers

Impacted Community: Low-income Individuals and Families

Funding Amount: \$1,000,000

Project Status: In Progress

The purpose of the Direct Investment Program is to provide guaranteed income to historically underserved, low-income communities. The financial assistance is provided directly to the households, so they are empowered to improve their lives in their own way. The goal of the financial assistance is to assist residents to remain housed and pay for necessities, such as groceries and childcare. Participants must be Sacramento residents making up to 150% of the California Poverty Measure for their household size.

Use of Evidence:

This project does not reference a specific evidence-based practice; however, data associated with the performance indicators listed below will be collected and evaluated to determine the success of the project.

SLFRF Mandatory Performance Indicators:

1. Number of households served.



Property Business Improvement District

Project Number: D1-4

Expenditure Category: 2-Negative Economic Impacts/2.22-Strong and Healthy Communities: Neighborhood Features that Promote Health and Safety

Impacted Community: Small Businesses

Funding Amount: \$787,050

Project Status: In Progress

This project allocates funding to three Property Business Improvement Districts (PBIDs), Downtown Sacramento Partnership, Greater Broadway Partnership, and Midtown Association, for enhanced clean-up and security services within the PBIDs to revitalize the areas and promote health and safety. During the course of the Pandemic, small businesses within these PBID areas experienced negative health and economic impacts, due to increased homelessness and blight, resulting in increased requests for sanitation and maintenance, as well as an additional need for security services in order to ensure a healthy and safe environment for residents and small businesses.

All small businesses in the County were impacted by the Pandemic. Across the County, 98.47% of all businesses are classified as small businesses, with under 100 employees, and 91.91% of these small businesses have under 20 employees⁴¹. Impacts ranged from disruptions to supply chains, additional costs for personal protection equipment, mandatory shutdowns, mobility restrictions, and uncertainty about short-term prospects.

Use of Evidence:

This project does not reference a specific evidence-based practice; however, data associated with the performance indicators listed below will be collected and evaluated to determine the success of the project.

Performance Indicators and Outcomes:

1. Number of property owners served.



⁴¹ *Demographics*. Greater Sacramento Economic Council. (2022, July 19). Retrieved April 10, 2023, from <https://www.greatersacramento.com/talent-old/demographics/>

Washington Neighborhood Center

Project Number: D1-5

Expenditure Category: 2-Negative Economic Impacts/2.22-Stong and Healthy Communities: Neighborhood Features that Promote Health and Safety

Impacted Community: Low-income Individuals and Families

Funding Amount: \$1,898,000

Project Status: In Progress

The Washington Neighborhood Center serves as a vital resource for the community and is located within a Qualified Census Tract (QCT). This project will serve to uplift the community through academics, athletics, art, workforce training and educational programs. The portion of the funding will be used to rehabilitate program space, and the remaining funding will be used to establish programming surrounding digital arts, video production, screen printing, music recording, arts, exercise and computer technology. The programming will be delivered to a predominantly disadvantaged neighborhood in need of multiple modes of social and economic support. Disadvantaged populations in QCT neighborhoods were disproportionately impacted by the pandemic.

Use of Evidence:

This project does not reference a specific evidence-based practice; however, data associated with the performance indicators listed below will be collected and evaluated to determine the success of the project.

SLFRF Mandatory Performance Indicators:

1. Number of community programs developed.



Homeless Engagement Response Team Program

Project Number: D1-6

Expenditure Category: 1-Public Health/1.12-Mental Health Services

Impacted Community: Homeless and Low-income Individuals

Funding Amount: \$29,000

Project Status: Not Started

The Homeless Engagement Response Team (HEART) provides outreach and community engagement at local shelters and in encampments located throughout Sacramento County in coordination with the Department of Homeless Services and Housing. Through the program, unhoused individuals are connected to shelter and behavioral health treatment services. The funding will be used to purchase a vehicle for the program which is needed to provide outreach and engagement, as well as to transport clients and their belongings to appointments or shelter. The vehicle purchase will increase the number of unhoused individuals who are screened and enrolled in treatment.

Use of Evidence:

This project does not reference a specific evidence-based practice; however, data associated with the performance indicators listed below will be collected and evaluated to determine the success of the project.

SLFRF Mandatory Performance Indicators:

1. Purchase HEART vehicle by June 2025.

One Community Health Street Medicine Program

Project Number: D1-7

Expenditure Category: 1-Public Health/1.14-Other Public Health Services

Impacted Community: Homeless and Low-income Individuals

Funding Amount: \$750,000

Project Status: Not Started

The One Community Health (OCH) Street Medicine Program will focus on reaching and serving Sacramento's large and growing, unhoused population. This project will bring primary health care services, including medical, dental, mental health and substance use disorder services directly to unsheltered homeless individuals. The first six months of the project will be dedicated to developing the Street Medicine program, hiring qualified and compassionate staff, training staff on best practices for street medicine and OCH operations, and establishing the schedule of locations that will be visited. The remaining duration of the project will be focused on bringing primary health care directly to individuals experiencing unsheltered homelessness in the community.

Use of Evidence:

This project does not reference a specific evidence-based practice; however, data associated with the performance indicators listed below will be collected and evaluated to determine the success of the project.

SLFRF Mandatory Performance Indicators:

1. Provide medical, dental and mental health visits to unsheltered individuals in the community.

Methamphetamine Substance Use and Treatment Program

Project Number: D1-8

Expenditure Category: 1-Public Health/1.13-Substance Use Services

Impacted Community: Individuals in Need of Substance Use Services

Funding Amount: \$210,950

Project Status: Not Started

The purpose of this project is to provide funding to Transitions Clinic to address methamphetamine use, educate individuals and provide substance use treatment aimed at serving those who are unhoused and uninsured. Transitions Clinic is a leader in providing healthcare and substance use treatment services to highly vulnerable communities. Through client engagement and services, Transitions Clinic will educate, address methamphetamine issues, provide needed substance use treatment and be responsive to the negative public health impacts of the pandemic.

Use of Evidence:

This project does not reference a specific evidence-based practice; however, data associated with the performance indicators listed below will be collected and evaluated to determine the success of the project.

SLFRF Mandatory Performance Indicators:

1. Decrease positive methamphetamine testing by 30%.
2. Achieve 70% participation rate of participants in Motivational Interviewing.

Habitat for Humanity of Greater Sacramento

Project Number: D2-1

Expenditure Category: 2-Negative Economic Impacts/2.34-Assistance to Impacted Non-profit Organizations

Impacted Community: Non-profit Organizations

Funding Amount: \$500,000

Project Status: Complete

The purpose of this project is to support the Habitat for Humanity of Greater Sacramento to assist the 501(c)(3) non-profit organization to mitigate challenges caused by the Pandemic's increased demand for services and changing operational needs, as well as declines in revenue sources, such as donations and fees. The Pandemic has further increased financial challenges and demand for services provided by non-profits and this grant will provide financial assistance to the organization allowing it to continue to serve some of the most vulnerable populations in the community.

Use of Evidence:

This project does not reference a specific evidence-based practice; however, data associated with the performance indicators listed below will be collected and evaluated to determine the success of the project.

Performance Indicators and Outcomes:

- 1. Provide grant funding to the non-profit organization to mitigate Pandemic impacts.

2023 Q2



Sacramento LGBT Community Center

Project Number: D2-3/D3-5

Expenditure Category: 2-Negative Economic Impacts/2.34-Assistance to Impacted Non-profit Organizations

Impacted Community: Non-profit Organizations

Funding Amount: \$947,288

Project Status: Complete

The purpose of this project is to support the Sacramento LGBT Community Center 501(c)(3) non-profit organization to offset negative economic impacts of the Pandemic. The Pandemic has further increased the demand for services provided by non-profit organizations and this allocation will provide financial assistance to allow the Sacramento LGBT Community Center to continue to serve some of the most vulnerable populations in our community.

Use of Evidence:

This project does not reference a specific evidence-based practice; however, data associated with the performance indicators listed below will be collected and evaluated to determine the success of the project.

Performance Indicators and Outcomes:

1. Provide grant funding to the non-profit organization to mitigate Pandemic impacts.

2023 Q4

Northern California Construction Training

Project Number: D2-4

Expenditure Category: 2-Negative Economic Impacts/2.10-Job Training Assistance

Impacted Community: Homeless and Low-income Individuals

Funding Amount: \$1,000,000

Project Status: In Progress

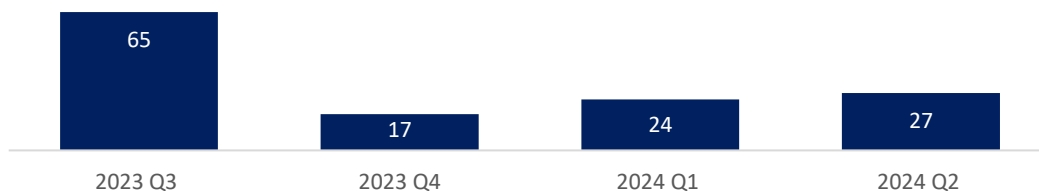
Northern California Construction Training, Inc. (NCCT) will provide construction pre-apprenticeship training certifications, supportive services, and job placement to disadvantaged individuals throughout the Sacramento area. The target population is low-income, unemployed, and/or homeless individuals impacted by the Pandemic. The intended outcome is to continue to increase the number of individuals trained and connected with employment. Placement is done through union trades, ensuring a competitive wage, benefits and job security. The job placement helps offer stability to those affected by the Pandemic and homelessness and reduces recidivism for those involved in the justice system.

Use of Evidence:

This project does not reference a specific evidence-based practice; however, data associated with the performance indicators listed below will be collected and evaluated to determine the success of the project.

Performance Indicators and Outcomes:

1. Provide employment supportive services and training for 45 individuals per year to support the retention and securement of gainful employment.



2. Connect 90% of the individuals enrolled in the program with gainful employment.



La Familia Opportunity Center

Project Number: D2-5

Expenditure Category: 2-Negative Economic Impacts/2.34-Assistance to Non-profit Organizations

Impacted Community: Non-profit Organizations

Funding Amount: \$1,000,000

Project Status: In Progress

This project allocates funding towards the construction of an Opportunity Center at Maple School Park. Funding will be used for site improvements and development costs. Once constructed, the Opportunity Center will serve as a community hub by providing critical services and resources to some of the most disadvantaged and marginalized communities throughout the Sacramento region. Proposed services include dental and health screenings, a behavioral health clinic, workforce development and placement, an education center, and parenting classes to uplift the community.

Use of Evidence:

This project does not reference a specific evidence-based practice; however, data associated with the performance indicators listed below will be collected and evaluated to determine the success of the project.

Performance Indicators and Outcomes:

1. Provide grant funding to the non-profit organization to mitigate Pandemic impacts.



Property Business Improvement District Security and Maintenance

Project Number: D2-6

Expenditure Category: 2-Negative Economic Impacts/2.22-Strong and Healthy Communities: Neighborhood Features that Promote Health and Safety

Impacted Community: Small Businesses

Funding Amount: \$250,000

Project Status: Not Started

This project allocates funding to Property Business Improvement Districts (PBIDs) in County Supervisorial District 2 for enhanced clean-up and security services within the PBIDs to revitalize the areas and promote health and safety. During the course of the Pandemic, small businesses within these PBID areas experienced negative health and economic impacts, due to increased homelessness and blight, resulting in increased requests for sanitation and maintenance, as well as an additional need for security services in order to ensure a healthy and safe environment for residents and small businesses.

All small businesses in the County were impacted by the Pandemic. Across the County, 98.47% of all businesses are classified as small businesses, with under 100 employees, and 91.91% of these small businesses have under 20 employees⁴². Impacts ranged from disruptions to supply chains, additional costs for personal protection equipment, mandatory shutdowns, mobility restrictions, and uncertainty about short-term prospects.

Use of Evidence:

This project does not reference a specific evidence-based practice; however, data associated with the performance indicators listed below will be collected and evaluated to determine the success of the project.

Performance Indicators and Outcomes:

1. Number of property owners served.

⁴² *Demographics*. Greater Sacramento Economic Council. (2022, July 19). Retrieved April 10, 2023, from <https://www.greatersacramento.com/talent-old/demographics/>

Park District Awards

Project Number: D3-1

Expenditure Category: 7-Administrative/7.2-Transfers to Other Units of Government

Impacted Community: General Public

Funding Amount: \$1,532,712

Project Status: In Progress

The purpose of this project is to provide funding for projects within special purpose park districts located in the Board of Supervisors District 3. Parks serve as a vital resource for the community, many of which are located within impacted and disproportionately impacted communities, and demand for parks and their role in promoting opportunities for safe social interaction and mental relief further increased during the Pandemic.

Use of Evidence:

This project does not reference a specific evidence-based practice; however, data associated with the performance indicators listed below will be collected and evaluated to determine the success of the project.

Performance Indicators and Outcomes:

1. Provide funding for projects within four special purpose dependent and independent park districts located in District 3.



Community Support Organizations

Project Number: D3-2

Expenditure Category: 2-Negative Economic Impacts/2.34-Assistance to Impacted Non-profit Organizations

Impacted Community: Non-profit Organizations

Funding Amount: \$2,355,000

Project Status: In Progress

The purpose of this project is to award grants and subrecipient agreements to eight 501(c)(3) non-profit organizations in the County of Sacramento. The Pandemic has further increased financial challenges and demand for services provided by non-profit organizations, and this allocation will provide financial assistance or a contract for programming to allow these organizations to continue to serve some of the most vulnerable populations in the community.

Use of Evidence:

This project does not reference a specific evidence-based practice; however, data associated with the performance indicators listed below will be collected and evaluated to determine the success of the project.

SLFRF Mandatory Performance Indicator:

1. Number of non-profits served.



Small Business Qualified Census Tract Grants

Project Number: D3-3

Expenditure Category: 2-Negative Economic Impacts/2.9-Loans or Grants to Mitigate Financial Hardship

Impacted Community: Small Businesses

Funding Amount: \$750,000

Project Status: In Progress

This project is structured to provide direct grants to small businesses in the unincorporated area of District 3 that have been negatively impacted by the pandemic. Each of these small businesses are located in a Qualified Census Tract (QCT) and previously received a \$10,000 grant. Small businesses operating in QCTs have been disproportionately impacted by the pandemic as they experienced lost revenue when required to close in-person operations, workforce challenges, and increased expenses related to COVID-19 health measures. The intended outcome of the project is to support the equitable economic recovery and increase economic activity for businesses. The intended outcomes will be measured by the number of small businesses served.

All small businesses in the County were impacted by the Pandemic. Across the County, 98.47% of all businesses are classified as small businesses, with under 100 employees, and 91.91% of these small businesses have under 20 employees⁴³. Impacts ranged from disruptions to supply chains, additional costs for personal protection equipment, mandatory shutdowns, mobility restrictions, and uncertainty about short-term prospects.

Use of Evidence:

This project does not reference a specific evidence-based practice; however, data associated with the performance indicators listed below will be collected and evaluated to determine the success of the project.

SLFRF Mandatory Performance Indicators:

1. Number of businesses served.



⁴³ *Demographics*. Greater Sacramento Economic Council. (2022, July 19). Retrieved April 10, 2023, from <https://www.greatersacramento.com/talent-old/demographics/>

PBID and COC Capacity Building

Project Number: D3-4

Expenditure Category: 2-Negative Economic Impacts/2.30-Technical Assistance Counseling or Business Planning

Impacted Community: Small Businesses

Funding Amount: \$175,000

Project Status: In Progress

This project is structured to provide capacity building services for Chambers of Commerce (COC) and Property and Business Improvement Districts (PBIDs) in Sacramento County Supervisorial District 3. Services are provided by Community Strong Strategies who conducts individual organizational needs assessments, creates capacity building tools, and leverages resources to promote business growth and attraction for the underserved business corridors in District 3 that were impacted by the pandemic. The goal of the program is to implement equitable solutions for regional economic growth for COC's and PBID's that experienced challenges caused by the pandemic's increased demand for services and changes in operational needs.

All small businesses in the County were impacted by the Pandemic. Across the County, 98.47% of all businesses are classified as small businesses, with under 100 employees, and 91.91% of these small businesses have under 20 employees⁴⁴. Impacts ranged from disruptions to supply chains, additional costs for personal protection equipment, mandatory shutdowns, mobility restrictions, and uncertainty about short-term prospects.

Use of Evidence:

This project does not reference a specific evidence-based practice; however, data associated with the performance indicators listed below will be collected and evaluated to determine the success of the project.

SLFRF Mandatory Performance Indicators:

1. Provide capacity building services to five COCs/PBIDs by December of 2024.



⁴⁴ *Demographics*. Greater Sacramento Economic Council. (2022, July 19). Retrieved April 10, 2023, from <https://www.greatersacramento.com/talent-old/demographics/>

Refugee Enrichment and Development Association

Project Number: D3-6

Expenditure Category: 2-Negative Economic Impacts/2.27-Addressing the Impacts of Lost Instructional Time

Impacted Community: Youth Experiencing Lost Instructional Time

Funding Amount: \$200,000

Project Status: In Progress

This project provides funding for a Refugee School Tutoring program. The Refugees Enrichment and Development Association, Inc. (REDA) provides school tutoring to students attending public school and/or homeschool that were impacted by the pandemic and were faced with school closures and remote learning. The target population is refugee students ages 11-18 years old that lost instructional time in 7th-12th grade schools, as well as any students that lost access to in-person instruction for a significant period. The intended outcome is for refugee students to close their learning gap and increase academic successes. In addition, this program encourages students to graduate high school and pursue a higher education.

Use of Evidence:

This project does not reference a specific evidence-based practice; however, data associated with the performance indicators listed below will be collected and evaluated to determine the success of the project.

SLFRF Mandatory Performance Indicators:

1. Number of students enrolled in the REDA school tutoring program.



Park District Awards

Project Number: D4-1

Expenditure Category: 7-Administrative/7.2-Transfers to Other Units of Government

Impacted Community: General Public

Funding Amount: \$2,765,000

Project Status: In Progress

This project will allocate funding to special purpose park districts located within the Board of Supervisors District 4, as well as the City of Folsom Parks and Recreation Department, for ARPA eligible expenditures and projects. Parks serve as a vital resource for the community, many of which are located within impacted and disproportionately impacted communities, and demand for parks and their role in promoting opportunities for safe social interaction and physical and mental relief further increased during the Pandemic. Additionally, many special districts, such as park districts did not receive other sources of recovery-related funding. .

Use of Evidence:

This project does not reference a specific evidence-based practice; however, data associated with the performance indicators listed below will be collected and evaluated to determine the success of the project.

Performance Indicators and Outcomes:

1. Provide grants or award contracts to five special purpose dependent and independent park districts located within District 4.



Community Support Organizations

Project Number: D4-2

Expenditure Category: 2-Negative Economic Impacts/2.34-Assistance to Impacted Non-profit Organizations

Impacted Community: Non-profit Organizations

Funding Amount: \$1,325,000

Project Status: Complete

The purpose of this project is to award grants to three 501(c)(3) non-profit organizations that provide services to populations experiencing substance abuse or homelessness to help individuals move towards self-sufficiency and greater independence. The Pandemic has further increased the financial challenges and demand for services provided by non-profit organizations, and this allocation will provide financial assistance to allow them to continue to serve some of the most vulnerable populations in the County of Sacramento. The following organizations have been identified to participate in the grant project: Powerhouse Ministries; Citrus Heights HART; and Orangevale-Fair Oaks HART.

Use of Evidence:

This project does not reference a specific evidence-based practice; however, data associated with the performance indicators listed below will be collected and evaluated to determine the success of the project.

SLFRF Mandatory Performance Indicator:

1. Number of non-profits served.



Folsom Economic Development Corporation

Project Number: D4-3

Expenditure Category: 2-Negative Economic Impacts/2.30-Technical Assistance Counseling or Business Planning

Impacted Community: Small Businesses

Funding Amount: \$560,000

Project Status: In Progress

The purpose of this project is to allocate funding for the Folsom Economic Development Corporation (FedCorp) to provide supportive services to businesses impacted by the pandemic in the unincorporated areas of Sacramento County. The business supportive services program includes initial marketing and outreach to attract and retain participant businesses, experts and partners. Participants are provided with training, consultation, webinars and mentoring. The program is designed to strengthen the community's economic base and provide high-quality jobs for residents.

All small businesses in the County were impacted by the Pandemic. Across the County, 98.47% of all businesses are classified as small businesses, with under 100 employees, and 91.91% of these small businesses have under 20 employees⁴⁵. Impacts ranged from disruptions to supply chains, additional costs for personal protection equipment, mandatory shutdowns, mobility restrictions, and uncertainty about short-term prospects.

Use of Evidence:

This project does not reference a specific evidence-based practice; however, data associated with the performance indicators listed below will be collected and evaluated to determine the success of the project.

SLFRF Mandatory Performance Indicator:

1. Number of small businesses served.



⁴⁵ *Demographics*. Greater Sacramento Economic Council. (2022, July 19). Retrieved April 10, 2023, from <https://www.greatersacramento.com/talent-old/demographics/>

Citrus Heights Navigator

Project Number: D4-4

Expenditure Category: 2-Negative Economic Impacts/2.16-Long-Term Housing Security: Services for Unhoused Persons

Impacted Community: Homeless Individuals and Families

Funding Amount: \$344,836

Project Status: In Progress

Through this project, unsheltered individuals in the Citrus Heights community will receive prevention and intervention case management, housing support services, and navigation services. Two Community Health Workers (CHW) will engage with unsheltered individuals living in areas not meant for human habitation, residing in vehicles, and experiencing extreme housing instability. The CHWs will provide ongoing case management services with the goal of resolving each individual or family's episode of homelessness.

Use of Evidence:

This project does not reference a specific evidence-based practice; however, data associated with the performance indicators listed below will be collected and evaluated to determine the success of the project.

SLFRF Mandatory Performance Indicator:

1. Number of supportive services, rehousing services, and temporary shelter or permanent housing for homeless individuals provided in the designated service areas.



Small Business QCT Grants

Project Number: D4-5

Expenditure Category: 2-Negative Economic Impacts/2.29-Loans or Grants to Mitigate Financial Hardship

Impacted Community: Small Businesses

Funding Amount: \$100,000

Project Status: Not Started

This project is structured to provide direct grants to small businesses and non-profit organizations in the unincorporated area of District 3 that have been negatively impacted by the pandemic. Each of these small business and non-profit organizations are located in a Qualified Census Tract (QCT) and previously received \$10,000 Small Business and Non-profit Grants. Small business and non-profit organizations operating in QCTs have been disproportionately impacted by the pandemic as they experienced lost revenue when required to close in-person operations, workforce challenges, and increased expenses related to COVID-19 health measures. The intended outcome of the project is to support the equitable economic recovery and increase economic activity for businesses. The intended outcomes will be measured by the number of small businesses and non-profit organizations served.

All small businesses in the County were impacted by the Pandemic. Across the County, 98.47% of all businesses are classified as small businesses, with under 100 employees, and 91.91% of these small businesses have under 20 employees⁴⁶. Impacts ranged from disruptions to supply chains, additional costs for personal protection equipment, mandatory shutdowns, mobility restrictions, and uncertainty about short-term prospects.

Use of Evidence:

This project does not reference a specific evidence-based practice; however, data associated with the performance indicators listed below will be collected and evaluated to determine the success of the project.

SLFRF Mandatory Performance Indicators:

1. Number of businesses served.

⁴⁶ *Demographics*. Greater Sacramento Economic Council. (2022, July 19). Retrieved April 10, 2023, from <https://www.greatersacramento.com/talent-old/demographics/>

Property Business Improvement District Security and Maintenance

Project Number: D4-6

Expenditure Category: 2-Negative Economic Impacts/2.22-Stong and Healthy Communities: Neighborhood Features that Promote Health and Safety

Impacted Community: Small Businesses

Funding Amount: \$280,000

Project Status: Not Started

This project allocates funding to Property Business Improvement Districts (PBIDs) in District 4 for enhanced clean-up and security services within the PBIDs to revitalize the areas and promote health and safety. During the course of the Pandemic, small businesses within these PBID areas experienced negative health and economic impacts, due to increased homelessness and blight, resulting in increased requests for sanitation and maintenance, as well as an additional need for security services in order to ensure a healthy and safe environment for residents and small businesses.

All small businesses in the County were impacted by the Pandemic. Across the County, 98.47% of all businesses are classified as small businesses, with under 100 employees, and 91.91% of these small businesses have under 20 employees⁴⁷. Impacts ranged from disruptions to supply chains, additional costs for personal protection equipment, mandatory shutdowns, mobility restrictions, and uncertainty about short-term prospects.

Use of Evidence:

This project does not reference a specific evidence-based practice; however, data associated with the performance indicators listed below will be collected and evaluated to determine the success of the project.

SLFRF Mandatory Performance Indicators:

1. Number of property owners served.

⁴⁷ *Demographics*. Greater Sacramento Economic Council. (2022, July 19). Retrieved April 10, 2023, from <https://www.greatersacramento.com/talent-old/demographics/>

WEAVE, Inc. Domestic Violence Victim Services

Project Number: D4-7

Expenditure Category: 1-Public Health/1.11-Community Violence Interventions

Impacted Community: General Public

Funding Amount: \$825,164

Project Status: Not Started

WEAVE is a non-profit 501(c)3 organization established in 1978 that serves domestic violence survivors and their families in Sacramento County. The funding will be used for domestic violence services and law enforcement advocates, including prevention education, crisis intervention, therapeutic counseling services, and access to safe housing. Prevention education services will be provided to individuals residing in District 4 at high risk for domestic violence, sexual assault and sex trafficking. Advocates embedded in the Citrus Heights and Folsom Police Departments will connect with victims in the immediate aftermath of the crimes committed against them to offer services and support. Crisis intervention, safety planning, and individual and group counseling will be provided by a master's level therapeutic counselor for victims who currently have significant transportation and other barriers to accessing services. Additionally, the funds will allow WEAVE Inc. to operate a facility providing safe housing to victims of domestic violence and their children.

Use of Evidence:

This project does not reference a specific evidence-based practice; however, data associated with the performance indicators listed below will be collected and evaluated to determine the success of the project.

Performance Indicators and Outcomes:

1. Number of victims served.

Hood and Franklin Community Septic Conversion

Project Number: D5-1

Expenditure Category: 7-Administrative/7.2-Transfers to Other Units of Government

Impacted Community: Disadvantaged Community

Funding Amount: \$2,125,000

Project Status: Not Started

This project will allocate \$2,125,000 to the Sacramento Area Sewer District (SASD) to fund the design portion of the Hood and Franklin Community Septic Conversion Project. Hood is an unincorporated community located along the Sacramento River, 15 miles south of Sacramento and is a Severely Disadvantaged Community based on median household income. Franklin is an unincorporated community located between Franklin Boulevard and the Union Pacific Railroad (UPRR), north of Hood-Franklin Road and is a Disadvantaged Community based on median household income. The project will allow for the conversion from old septic systems to the SASD system. Many of the septic systems were installed in the 1970's and are past their useful life. The Hood community consists of 76 residential parcels, 13 commercial parcels, and 52 vacant parcels, while there are 30 residential parcels, 10 commercial parcels, 1 public school, and 7 vacant parcels in the Franklin community. SASD will serve as the lead on the project and will utilize the SLFRF allocation to perform project design, allowing the project timeline to advance as much as two years with construction estimated to be completed in fall of 2025.

Use of Evidence:

This project does not reference a specific evidence-based practice; however, data associated with the performance indicators listed below will be collected and evaluated to determine the success of the project.

Performance Indicators and Outcomes:

1. Confirm SASD enters into a federally compliant agreement for design services of the septic sewer conversion of the Hood and Franklin disadvantaged communities.
2. Review periodic payment requests received from SASD for compliance with federal requirements before processing payment 100% of the time.

Special Purpose Government Projects and Grants

Project Number: D5-2

Expenditure Category: 7-Administrative/7.2-Transfers to Other Units of Government

Impacted Community: General Public

Funding Amount: \$825,000

Project Status: In Progress

This project will allocate funding for emergency services-related projects and grants for special purpose districts located in District 5. SLFRF allows for expenditures related to emergency medical response expenses and many of the volunteer fire districts located in District 5 lack the financial resources to provide a level of service on par with incorporated cities within the County. Additionally, many of the constituents served by the districts have been impacted or disproportionately impacted by the pandemic. These special purpose districts serve as a critical resource for the community and operate with limited resources, which have been further strained during the Pandemic and State of Emergency declared by Governor Newsome from March 4, 2020, through February 28, 2023. Additionally, these special purpose districts have not directly received other sources of recovery-related funding.

Use of Evidence:

This project does not reference a specific evidence-based practice; however, data associated with the performance indicators listed below will be collected and evaluated to determine the success of the project.

Performance Indicators and Outcomes:

1. Award grants and projects to seven special purpose districts located in District 5.



Park District Awards

Project Number: D5-3

Expenditure Category: 7-Administrative/7.2-Transfers to Other Units of Government

Impacted Community: General Public

Funding Amount: \$411,000

Project Status: In Progress

This project will allocate funding to dependent and independent special purpose park districts located within District 5 for ARPA eligible expenditures. Parks serve as a vital resource for the community, many of which are located within impacted and disproportionately impacted communities, and demand for parks and their role in promoting opportunities for safe social interaction and physical and mental relief further increased during the Pandemic. Additionally, many special districts, such as park districts did not receive other sources of recovery-related funding.

Use of Evidence:

This project does not reference a specific evidence-based practice; however, data associated with the performance indicators listed below will be collected and evaluated to determine the success of the project.

Performance Indicators and Outcomes:

1. Award grants and projects to two dependent and independent special purpose park districts located within District 5.



Community Support Organizations

Project Number: D5-4

Expenditure Category: 2-Negative Economic Impacts/2.34-Assistance to Impacted Non-profit Organizations

Impacted Community: Non-profit Organizations

Funding Amount: \$633,000

Project Status: In Progress

The purpose of this project is to award grants or subrecipient agreements to seven 501(c)(3) non-profit organizations that provide services to single mothers, homeless, and unemployed individuals within the Board of Supervisors District 5 in the County of Sacramento. The Pandemic has further increased financial challenges and demand for services provided by non-profit organizations, and this allocation will allow selected non-profit organizations to continue to serve some of the most vulnerable populations in the community.

Use of Evidence:

This project does not reference a specific evidence-based practice; however, data associated with the performance indicators listed below will be collected and evaluated to determine the success of the project.

SLFRF Mandatory Performance Indicator:

1. Number of non-profits awarded a grant or subrecipient agreement.



Youth Supportive Programs

Project Number: D5-5

Expenditure Category: 2-Negative Economic Impacts/2.34-Assistance to Impacted Non-profit Organizations

Impacted Community: Non-profit Organizations

Funding Amount: \$300,000

Project Status: Complete

This project allocates funding to be issued as grants to three 501(c)(3) non-profit organizations that provide youth and foster youth programing within the Board of Supervisors District 5 in the County of Sacramento. The grant awards will be focused on increasing economic recovery for non-profits who were negatively impacted by the Pandemic in order for these organizations to serve youth and promote healthy childhood environments.

Use of Evidence:

This project does not reference a specific evidence-based practice; however, data associated with the performance indicators listed below will be collected and evaluated to determine the success of the project.

SLFRF Mandatory Performance Indicator:

1. Number of non-profits served.



City of Galt

Project Number: D5-6

Expenditure Category: 7-Administrative/7.2-Transfers to Other Units of Government

Impacted Community: General Public

Funding Amount: \$450,000

Project Status: In Progress

This allocation will provide Galt with financial assistance needed to purchase playground structures for city parks. As a small, rural community of 25,239 residents, Galt has received a smaller allocation of pandemic-related funding to assist with recovery efforts, when compared to other jurisdictions within Sacramento County.

Use of Evidence:

This project does not reference a specific evidence-based practice; however, data associated with the performance indicators listed below will be collected and evaluated to determine the success of the project.

Performance Indicators and Outcomes:

1. Number of playground structures built.



City of Isleton

Project Number: D5-7

Expenditure Category: 7-Administrative/7.2-Transfers to Other Units of Government

Impacted Community: General Public

Funding Amount: \$185,000

Project Status: In Progress

This project will provide funding to the City of Isleton to improve two parks, including the construction of a public restroom and a community activity area. Parks serve as a vital resource for the community, and demand for parks and their role in promoting opportunities for safe social interaction and physical and mental relief further increased during the Pandemic. Both parks are located within impacted and disproportionately impacted communities.

Use of Evidence:

This project does not reference a specific evidence-based practice; however, data associated with the performance indicators listed below will be collected and evaluated to determine the success of the project.

Performance Indicators and Outcomes:

1. Number of playgrounds or other structures built.



Food Bank Grants

Project Number: D5-9

Expenditure Category: 2-Negative Economic Impacts/2.34-Assistance to Impacted Non-profit Organizations

Impacted Community: Food Insecure Low-income Individuals and Families

Funding Amount: \$750,000

Project Status: In Progress

The project provides support to non-profit 501(c)(3) food pantries in the County of Sacramento. Food pantries provide food products to individuals and families experiencing food insecurity. The project will specifically target and support communities in rural parts of the County. The population served will be County of Sacramento residents with low-income which were economically impacted by the Pandemic.

Use of Evidence:

This project does not reference a specific evidence-based practice; however, data associated with the performance indicators listed below will be collected and evaluated to determine the success of the project.

SLFRF Mandatory Performance Indicator:

1. Number of nonprofits served.



Community Publication Grants

Project Number: D5-10

Expenditure Category: 2-Negative Economic Impacts/2.29-Loans or Grants to Mitigate Financial Hardship

Impacted Community: Small Businesses

Funding Amount: \$40,000

Project Status: Complete

This project is structured to provide direct grants to four community publication small businesses in Sacramento County that have been negatively impacted by COVID-19. The Pandemic has further increased financial and operational challenges for small businesses, including the newspaper industry. The newspaper industry was economically impacted by COVID-19 as they lost subscriptions and advertisement revenue due to the temporary shutdown of retailers and community events. Additionally, these small businesses experienced increased expenses related to COVID-19 health measures and supply chain delays. This project will require each small business to complete a Beneficiary Questionnaire Form to evaluate the negative economic impacts and determine eligibility for funding. The grants awarded to mitigate financial hardships will be reasonable and proportionate to the impacts experienced.

All small businesses in the County were impacted by the Pandemic. Across the County, 98.47% of all businesses are classified as small businesses, with under 100 employees, and 91.91% of these small businesses have under 20 employees⁴⁸. Impacts ranged from disruptions to supply chains, additional costs for personal protection equipment, mandatory shutdowns, mobility restrictions, and uncertainty about short-term prospects.

Use of Evidence:

This project does not reference a specific evidence-based practice; however, data associated with the performance indicators listed below will be collected and evaluated to determine the success of the project.

SLFRF Mandatory Performance Indicator:

1. Number of small businesses served.



⁴⁸ *Demographics*. Greater Sacramento Economic Council. (2022, July 19). Retrieved April 10, 2023, from <https://www.greatersacramento.com/talent-old/demographics/>

United Way STARS

Project Number: D5-11

Expenditure Category: 2-Negative Economic Impacts/2.25-Addressing Educational Disparities: Academic, Social, and Emotional Services

Impacted Community: Youth in Need of Educational Support

Funding Amount: \$250,000

Project Status: In Progress

United Way California Capital Region's (UWCCR) STARS program pairs volunteers with elementary school students, across multiple school districts, as well as in libraries and community sites to provide online reading tutoring where the tutor and student work through literacy curriculum to build vocabulary, fluency and comprehension skills. This program utilizes diverse texts, dynamic games, and meaningful discussion with each lesson. The purpose of STARS is to ensure students are reading at grade level to better prepare them for high school graduation and improve their likelihood of post-secondary success.

The Pandemic and distance learning in schools has left students disconnected, vulnerable, and in need of extra intervention and support to achieve grade level reading. STARS is designed to close the academic gap, ensuring success immediately and in the future. The organization will partner with Title 1 schools, affordable housing sites, and library sites in low-income areas to offer the STARS program to K-6 student to ensure communities that have been most negatively affected by the Pandemic can receive equitable access to interventions.

Use of Evidence:

This project does not reference a specific evidence-based practice; however, data associated with the performance indicators listed below will be collected and evaluated to determine the success of the project.

SLFRF Mandatory Performance Indicator:

1. Number of students participating in evidence-based tutoring programs by the end of the school year.

162

Mobile Animal Sterilization Hospital Clinics

Project Number: D5-12

Expenditure Category: 2-Negative Economic Impacts/2.37-Economic Impact Assistance: Other

Impacted Community: Low-income Individuals and Families

Funding Amount: \$62,000

Project Status: Not Started

The Mobile Animal Sterilization Hospital Clinic project will provide funding to support Animal Balance, a 501(c)3 non-profit organization, and be used to support two clinics to spay/neuter pets at no cost to pet owners. Following the pandemic, there was a shortage of veterinarians, as well as a price surge for spay/neuter surgeries, which made it challenging for pet owners with low-income to pay for these services. The clinic will be located in proximity to a Qualified Census Tract to reach individuals and families with low-income who were disproportionately impacted by the pandemic.

Use of Evidence:

This project does not reference a specific evidence-based practice; however, data associated with the performance indicators listed below will be collected and evaluated to determine the success of the project.

SLFRF Mandatory Performance Indicator:

1. Number of pets vaccinated, spayed, and neutered in designated communities.

District 5 Small Business Assistance

Project Number: D5-13

Expenditure Category: 2-Negative Economic Impacts/2.30-Technical Assistance Counseling or Business Planning

Impacted Community: Small Businesses

Funding Amount: \$35,000

Project Status: Not Started

This project will allocate funding to the Rancho Cordova Chamber of Commerce to provide business assistance and outreach to small businesses within the Rosemont area. Small businesses were negatively impacted by the pandemic due to disruption in economic activity and this project will provide targeted assistance to an area that has experienced greater impacts compared to surrounding areas. Through the program, small businesses identified during outreach will participate in a Business Resource Symposium and Business Bootcamp and be connected with tools and resources to support economic recovery.

All small businesses in the County were impacted by the Pandemic. Across the County, 98.47% of all businesses are classified as small businesses, with under 100 employees, and 91.91% of these small businesses have under 20 employees⁴⁹. Impacts ranged from disruptions to supply chains, additional costs for personal protection equipment, mandatory shutdowns, mobility restrictions, and uncertainty about short-term prospects.

Use of Evidence:

This project does not reference a specific evidence-based practice; however, data associated with the performance indicators listed below will be collected and evaluated to determine the success of the project.

SLFRF Mandatory Performance Indicator:

1. Number of small businesses served.

⁴⁹ *Demographics*. Greater Sacramento Economic Council. (2022, July 19). Retrieved April 10, 2023, from <https://www.greatersacramento.com/talent-old/demographics/>

Florin Road Overlay

Project Number: RM-1

Expenditure Category: 9-Surface Transportation/9.1-Surface Transportation Projects Receiving Funding From DOT

Impacted Community: General Public

Funding Amount: \$6,000,000

Project Status: Not Started

Through this project, three miles of pavement will be resurfaced on Florin Road between Franklin Boulevard and Power Inn Road. The project will include the State Route 99 interchange, eight signalized intersections, and 10 non-signalized intersections. Two of the three miles of road identified for this project encompass a commercial corridor which experiences approximately 60,000 vehicles per day and includes two shopping malls, big box retailers, strip malls, banks, automotive service, convenience food/fuel, fast food, and casual restaurants. The remaining segment of road is a residential corridor that experiences approximately 40,000 vehicles per day and includes single and multi-family homes, apartments, and churches.

Per data from the US Census Bureau, specifically from the 2010 census, and from the 2012-2016 American Community Survey as provided by Statistical Atlas, median income by neighborhood is in the range of \$24K to \$48K with a median of \$40K as compared to California median income of \$64K.

The objective for this project is to maintain the aged roadway pavement by replacing the pavement surface and delineate buffered bike lanes for increased safety and mobility. The project will include some curb and sidewalks reconstruction due to uplift and unevenness, replacing loop detection with video detection at signalized cross streets, and reconstructing sidewalk corners to comply with the Americans with Disabilities Act.

Use of Evidence:

This project does not reference a specific evidence-based practice; however, data associated with the performance indicators listed below will be collected and evaluated to determine the success of the project.

SLFRF Mandatory Performance Indicator:

1. Number of lane miles paved.

Overlay Project 2024 Phase D

Project Number: RM-2

Expenditure Category: 9-Surface Transportation/9.2-Surface Transportation Projects Not Receiving Funding From DOT

Impacted Community: General Public

Funding Amount: \$10,000,000

Project Status: Not Started

Through this project, seventeen miles of pavement will be resurfaced along Watt Avenue, Airport Boulevard Road, Sunrise Boulevard, and nine roads within a neighborhood. The project will include signalized intersections, non-signalized intersections, commercial corridors and residential corridors.

The objective for this project is to maintain the aged roadway pavement by replacing the pavement surface and delineate buffered bike lanes for increased safety and mobility. The project will include some curb and sidewalks reconstruction due to uplift and unevenness, replacing loop detection with video detection at signalized cross streets, and reconstructing sidewalk corners to comply with the Americans with Disabilities Act.

Use of Evidence:

This project does not reference a specific evidence-based practice; however, data associated with the performance indicators listed below will be collected and evaluated to determine the success of the project.

SLFRF Mandatory Performance Indicator:

2. Number of lane miles paved.

Premium Pay for Essential Workers During COVID-19 Public Health Emergency (Fiscal Year 2021-22)

Project Number: EW-1

Expenditure Category: 4-Premium Pay/4.1 Public Sector Employees

Impacted Community: Essential Workers

Funding Amount: \$9,469,701

Project Status: Complete

County employees who performed essential work during the Pandemic were provided a premium pay stipend to compensate for the elevated risk of continuing onsite work. Employees that receive the stipend were required to be income-eligible workers earning less than 150 percent of the average annual wage for Sacramento County according to the Bureau of Labor Statistics. These employees performed essential work while physically at the jobsite with regular in-person interactions with patients, the public, or coworkers.

Use of Evidence:

This project does not reference a specific evidence-based practice; however, data associated with the performance indicators listed below will be collected and evaluated to determine the success of the project.

Performance Indicators and Outcomes:

1. Provide premium pay to all County employees that qualify for the funding and elect to receive the premium pay.



Premium Pay for Essential Workers During COVID-19 Public Health Emergency (Fiscal Year 2022-23)

Project Number: EW-2

Expenditure Category: 4-Premium Pay/4.1 Public Sector Employees

Impacted Community: Essential Workers

Funding Amount: \$8,578,198

Project Status: Complete

County employees who performed essential work during the Pandemic were provided a premium pay stipend to compensate for the elevated risk of continuing onsite work. Employees that receive the stipend were required to be income-eligible workers earning less than 150 percent of the average annual wage for Sacramento County according to the Bureau of Labor Statistics. These employees performed essential work while physically at the jobsite with regular in-person interactions with patients, the public, or coworkers.

Use of Evidence:

This project does not reference a specific evidence-based practice; however, data associated with the performance indicators listed below will be collected and evaluated to determine the success of the project.

Performance Indicators and Outcomes:

1. Provide premium pay to all County employees that qualify for the funding and elect to receive the premium pay.



5,321

Administrative Expenses

Project Number: A-1

Expenditure Category: 7-Administrative/7.1-Administrative Expenses

Impacted Community: General Public

Funding Amount: \$6,170,872

Project Status: In Progress

This allocation has been reserved for administrative expenses related to the overall program administration. Costs include payroll costs for staff dedicated to project implementation and administration, as well as consultant costs related to interpreting federal rules, planning, tracking, and reporting the use of SLFRF funding.

Use of Evidence:

This project does not reference a specific evidence-based practice.

Revenue Replacement

Project Number: RR-1

Expenditure Category: 6-Revenue Replacement/6.1-Provision of Government Services

Impacted Community: General Public

Funding Amount: \$37,603,761

Project Status: Complete

The County has selected to use the Revenue Replacement formula. Based on the formula, the County has calculated revenue loss for Fiscal Year 2019-20 (period ending June 30, 2020) to be \$37,603,761. Funds were applied to the salaries and benefit costs of staff working towards the provision of government services.

Use of Evidence:

This project does not reference a specific evidence-based practice.