

SACRAMENTO COVID-19 HOMELESSNESS RESPONSE PLAN

Monthly Demographic Report

April 1 to June 1, 2020

This is a demographic breakdown of people referred into the COVID-19 Temporary Shelter System isolation/quarantine units.

The graphs represent the 633 people who have been served, unless otherwise noted.

GENDER

No Answer
0.2%

Female
40.3%



Male
59.6%

0% reported transgender or gender non-conforming

AGE

250

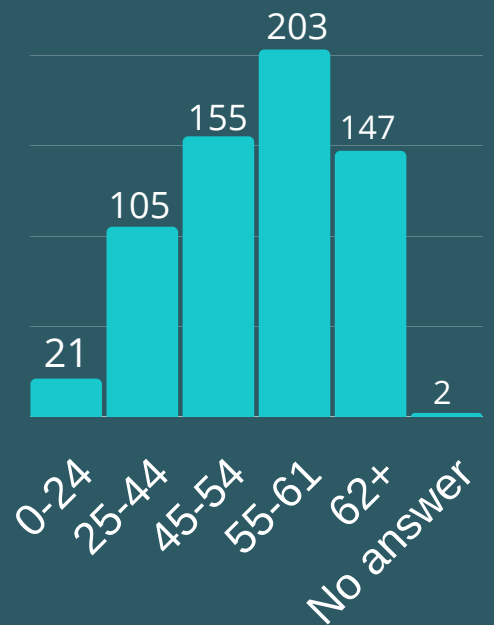
200

150

100

50

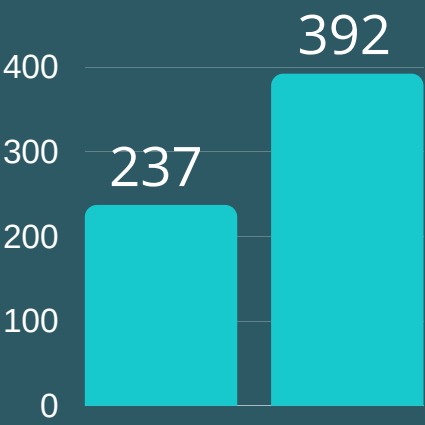
0



0-24
25-44
45-54
55-61
62+
No answer

TIME SPENT HOMELESS

Adults and Head of Household



Less than 1 yr.

More than 1 yr.



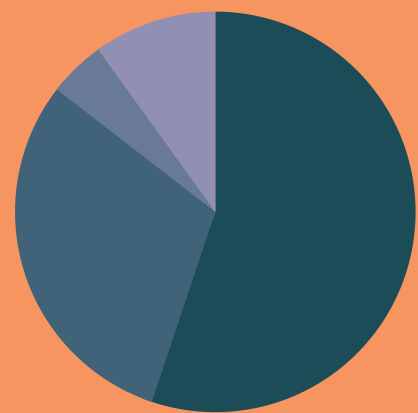
RACE/ETHNICITY

Other

No Answer
4.6%

10%

Black
30.3%



White
55.1%

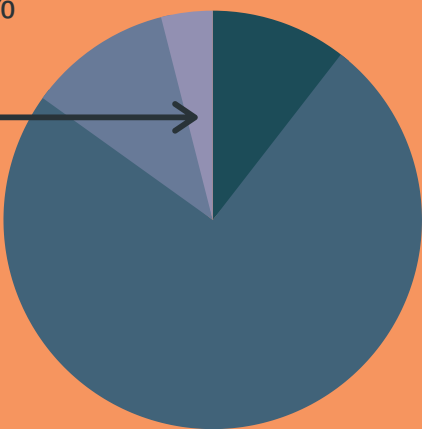
"Other" includes Asian, American Indian/Alaska Native, Multiple races, Native Hawaiian or Pacific Islander

PRIOR LIVING SITUATION

Institution
11.1%

Sheltered
10.5%

Other 4%



Unsheltered
74.4%

OTHER STATS

- 38% report chronic health conditions
- 6% are veterans
- 41% report chronic homelessness
- 30% report substance abuse
- 34% report mental health problems
- 46% report a disability



ABOUT THE SACRAMENTO COVID-19 HOMELESSNESS TASK FORCE

Brought to you in partnership by Sacramento County, City of Sacramento, Sacramento Steps Forward and the Sacramento Housing and Redevelopment Agency.



For more information, email covid-19@sacstepsforward.org