

SACRAMENTO COVID-19 HOMELESSNESS RESPONSE PLAN

Demographic Report

April 1 to Dec. 31, 2020

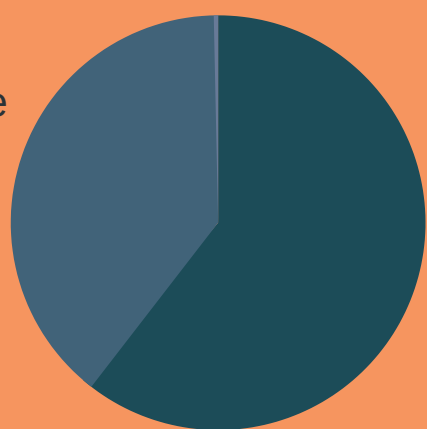
This is a demographic breakdown of 1,192 people served by the COVID-19 Temporary Shelter System isolation/quarantine units.

GENDER

Trans Persons

0.3%

Female
39.2%



Male
60.5%

0% gender non-conforming, 3 no answer

AGE

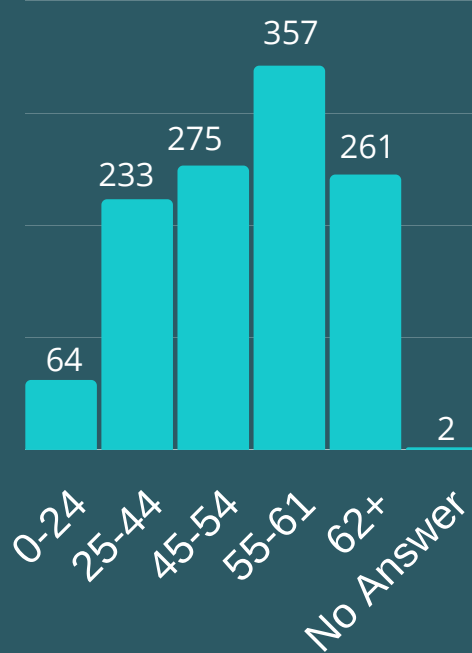
400

300

200

100

0



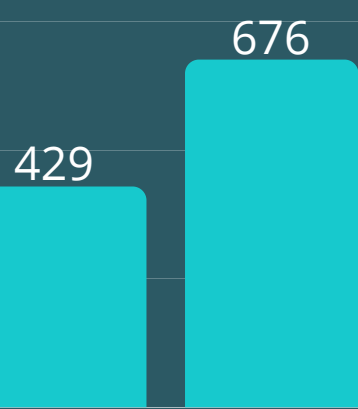
TIME SPENT HOMELESS

750

500

250

0



Less than 1 yr.

More than 1 yr.



RACE

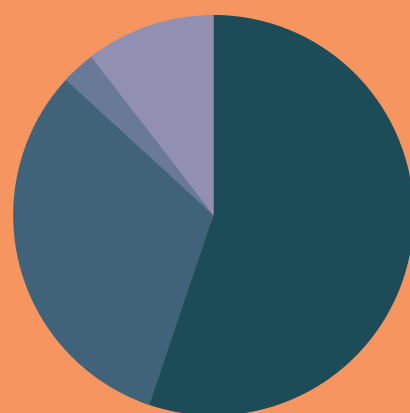
Other

10.5%

No Answer

2.7%

Black
31.6%



White
55.2%

"Other" includes Asian, American Indian/Alaska Native, Multiple races, Native Hawaiian or Pacific Islander

PRIOR LIVING SITUATION

Other

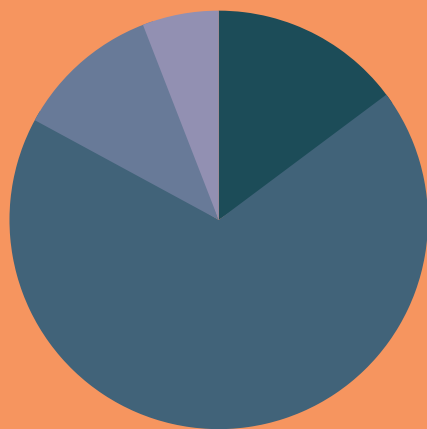
5.9%

Sheltered

14.8%

Institution

11.2%



Unsheltered

68.1%

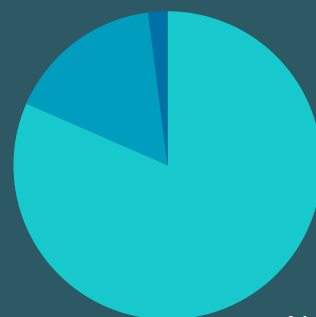
ETHNICITY

Unknown

2%

Hispanic/Latino

16.4%



Non-Hispanic/Non-Latino

81.5%



OTHER STATISTICS

- 37% report chronic health conditions
- 7% are veterans
- 59% report chronic homelessness
- 31% report substance abuse
- 37% report mental health problems
- 37% report a disability



For more information,
email covid-19@sacstepsforward.org

Brought to you in partnership by Sacramento County, City of Sacramento, Sacramento Steps Forward and the Sacramento Housing and Redevelopment Agency.