









Sacramento County Resident Views of Budget Priorities

Key Findings of a Survey Conducted October 27-November 8, 2021



OPINION
RESEARCH
& STRATEGY

Survey Methodology

Dates	October 27-November 8, 2021
Survey Type	Dual-mode Resident Survey
Research Population	Adult Residents of Sacramento County
Total Interviews	1,153
Margin of Sampling Error	±3.5% at the 95% Confidence Level
Contact Methods	 Telephone Calls  Email Invitations  Postcard Invitations  Text Invitations
Data Collection Modes	 Telephone Interviews  Online Interviews
Languages	The survey was available in English, Spanish, Arabic, Chinese, Farsi, Hmong, Punjabi, Russian, Tagalog and Vietnamese

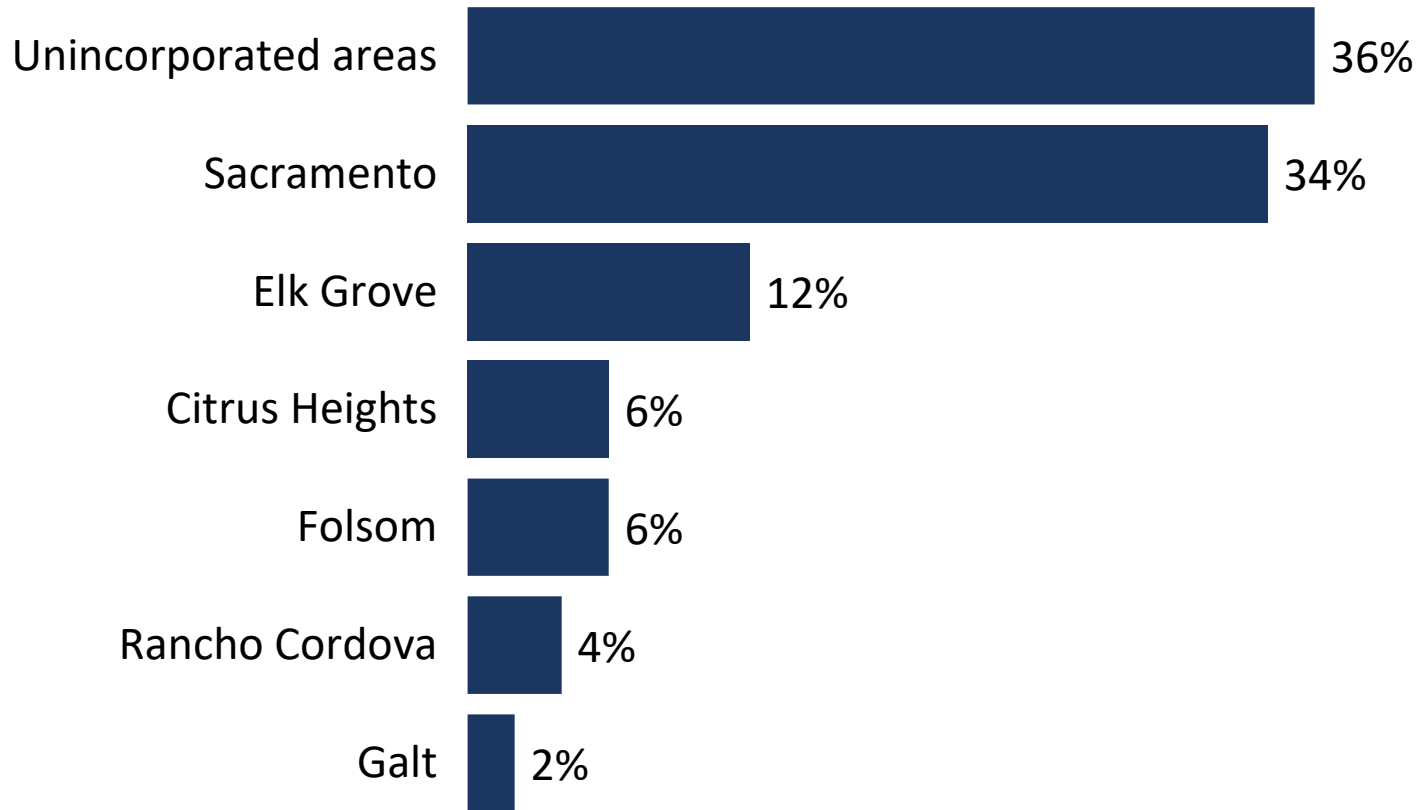
(Note: Not All Results Will Sum to 100% Due to Rounding)



Respondent Profile

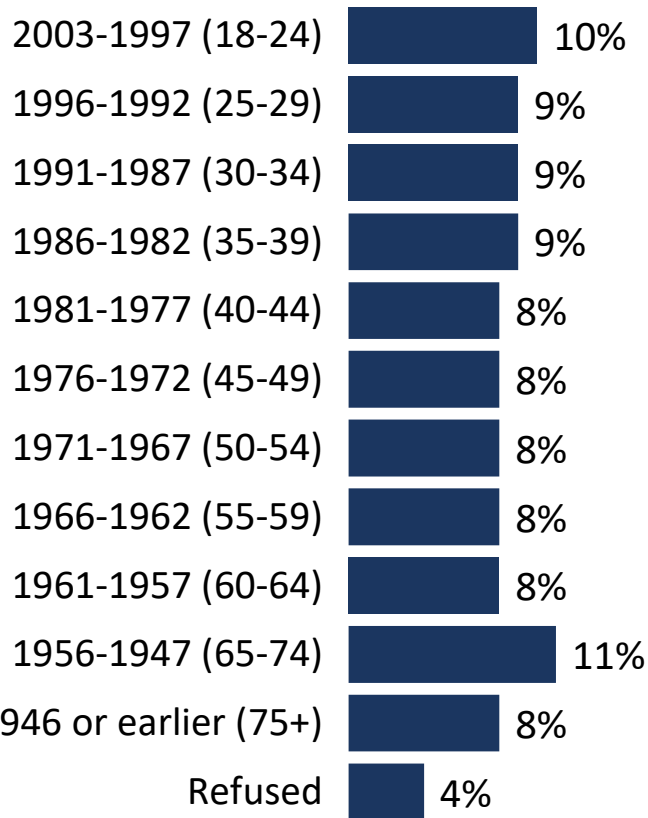
Residents are drawn from communities in proportion to the population.

Do you live in an unincorporated area outside of city limits, or in a city?

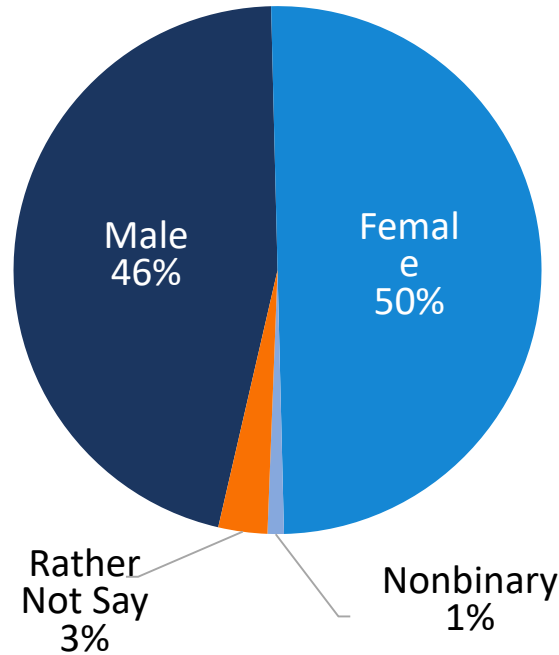


They also represent the county's adult population demographics by age and gender.

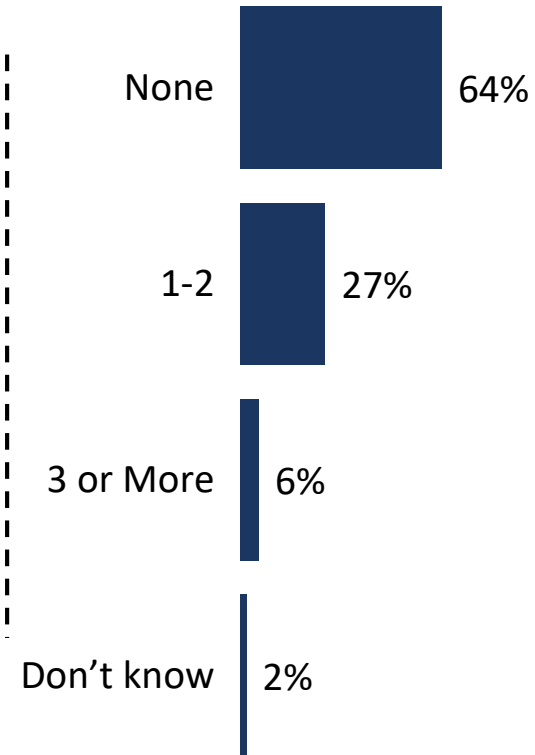
In what year were you born?



What is your gender?

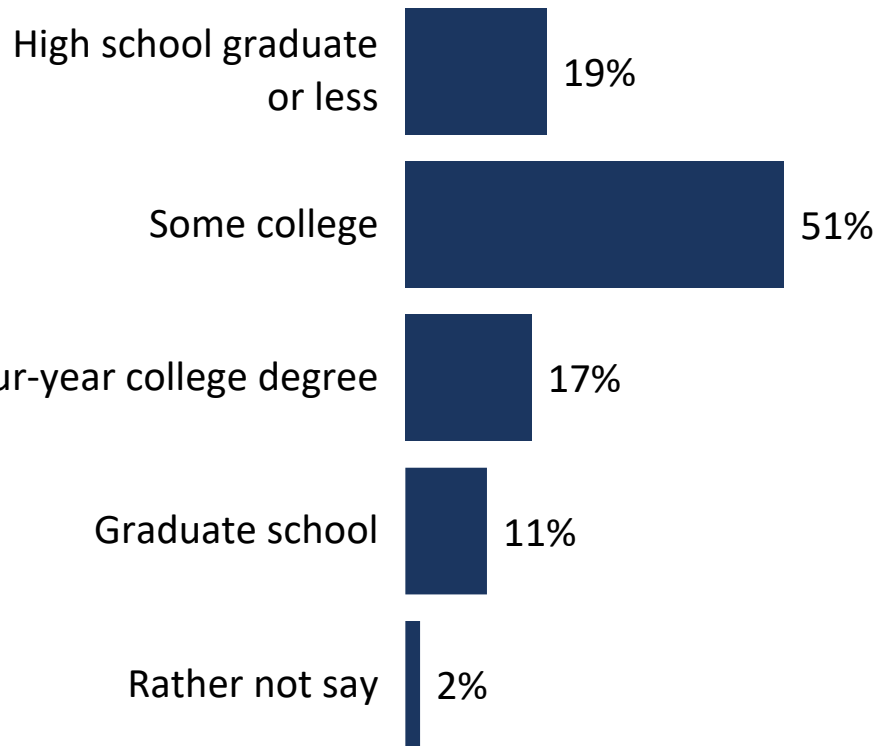


Do you have any children under the age of 19 living at home?

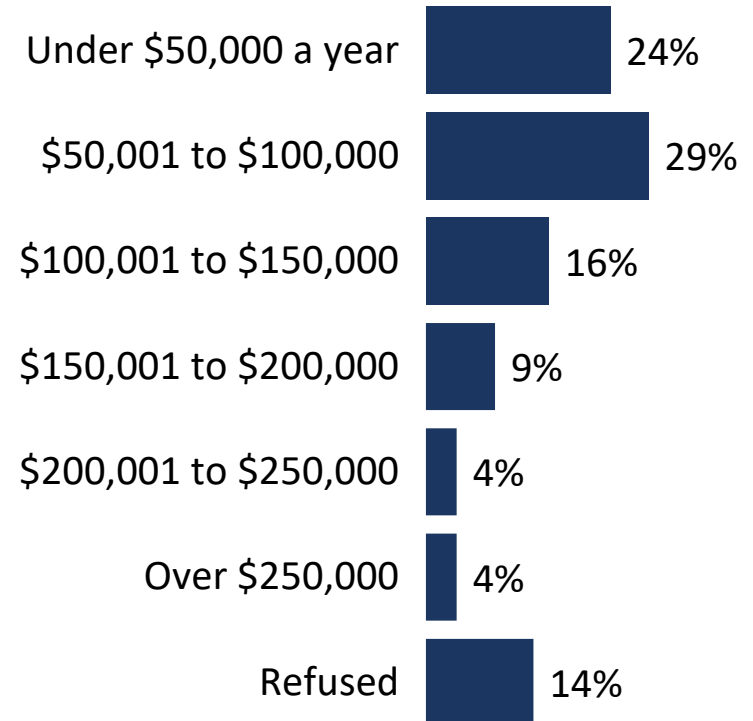


Respondents come from a mix of educational backgrounds and household income.

Level of Formal Education



Household Income

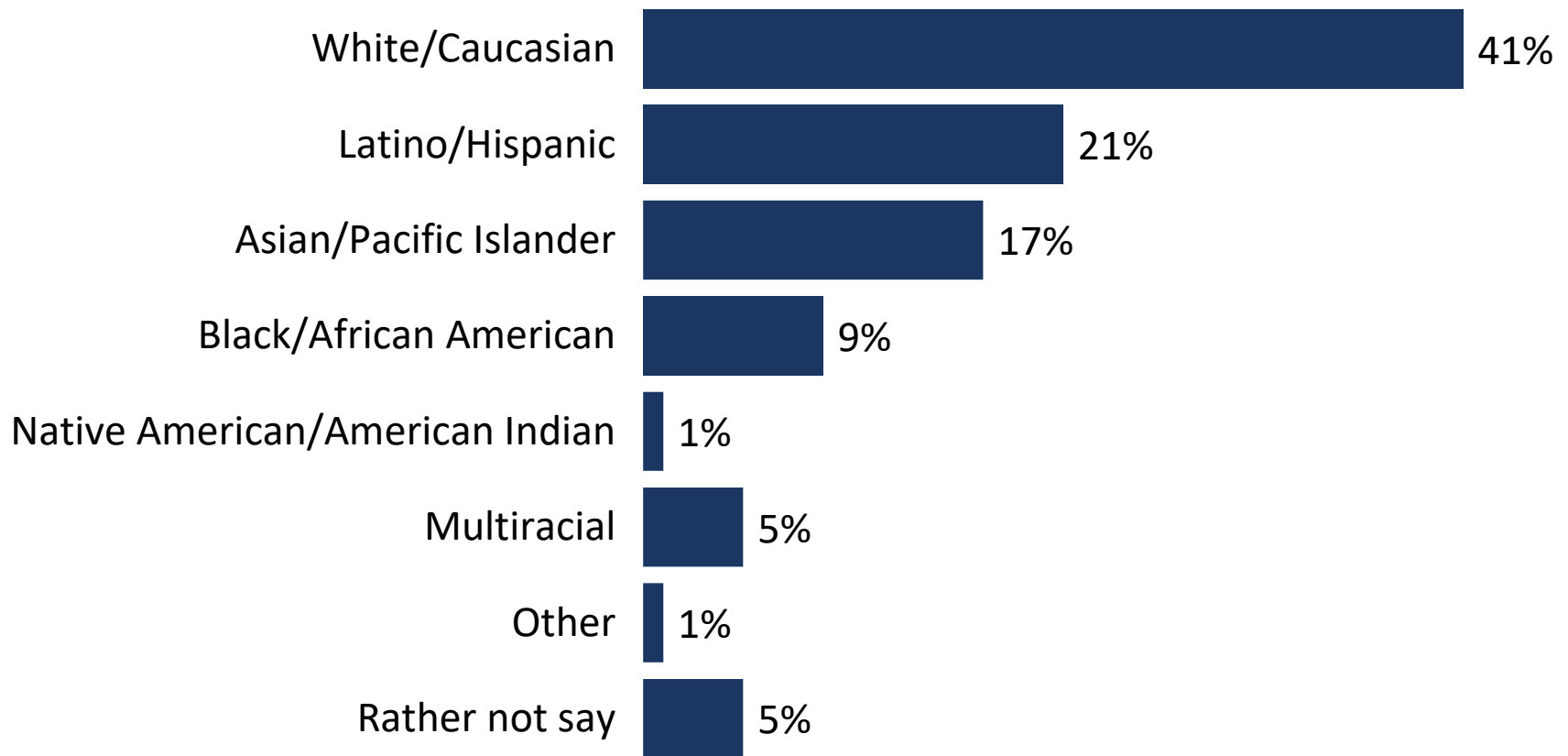


Q1. What was the last level of school you completed?

Q22. I don't need to know the exact amount, but I'm going to read you some categories for household income. Would you please stop me when I have read the category indicating the total combined income for all the people in your household before taxes in 2020?

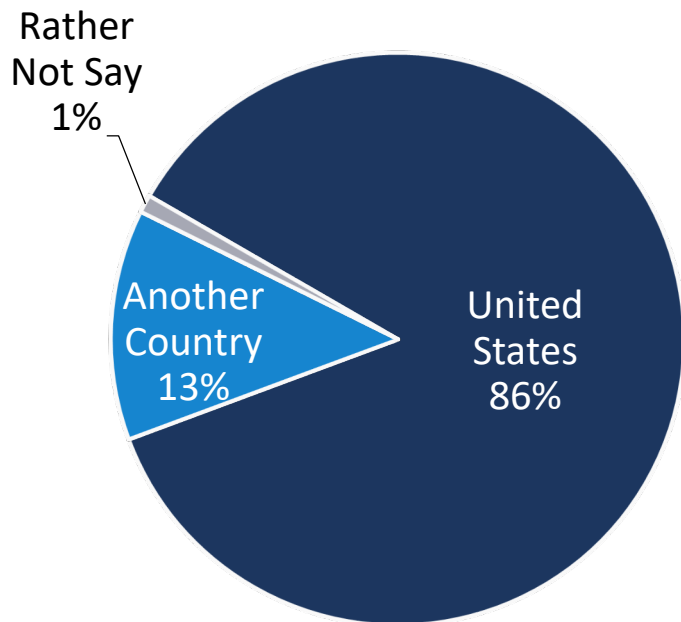
More than half of respondents identify with a race or ethnicity other than white.

With which racial or ethnic group do you identify yourself: Latino or Hispanic, White or Caucasian, Black or African American, Asian or Pacific Islander, Native American or American Indian, multiracial, or some other ethnic or racial background?

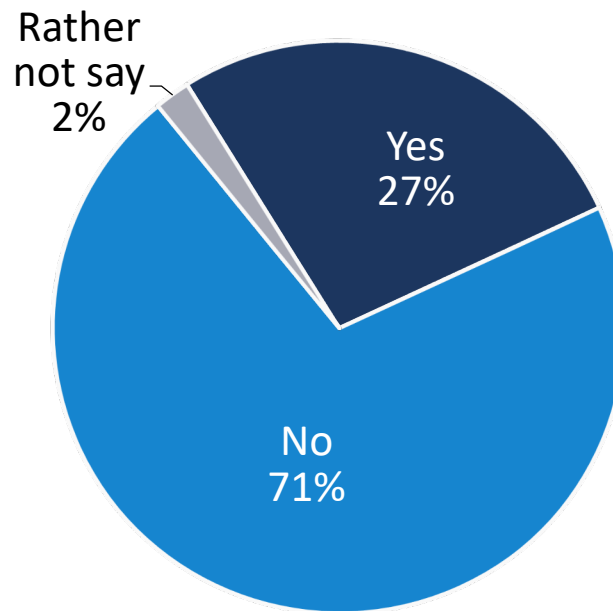


More than one-quarter of respondents say they speak a language other than English at home regularly.

And just to make sure we are representing County residents of all backgrounds in the survey, were you born in the United States, or another country?

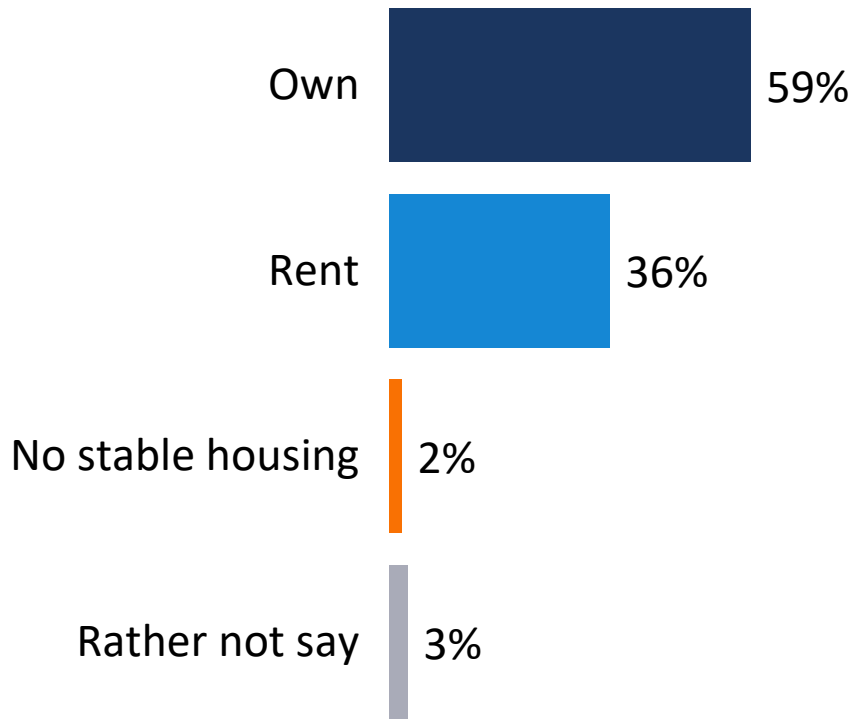


Do you regularly speak a language other than English at home?

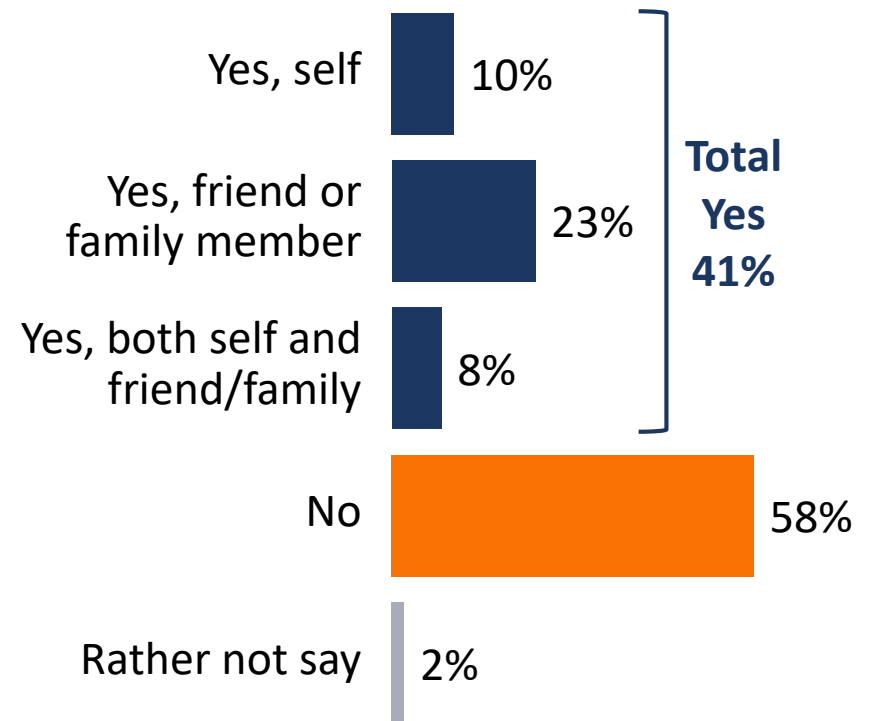


More than two in five have personally experienced homelessness or know someone who has.

Do you own your residence, rent your residence, or do you not have stable housing?

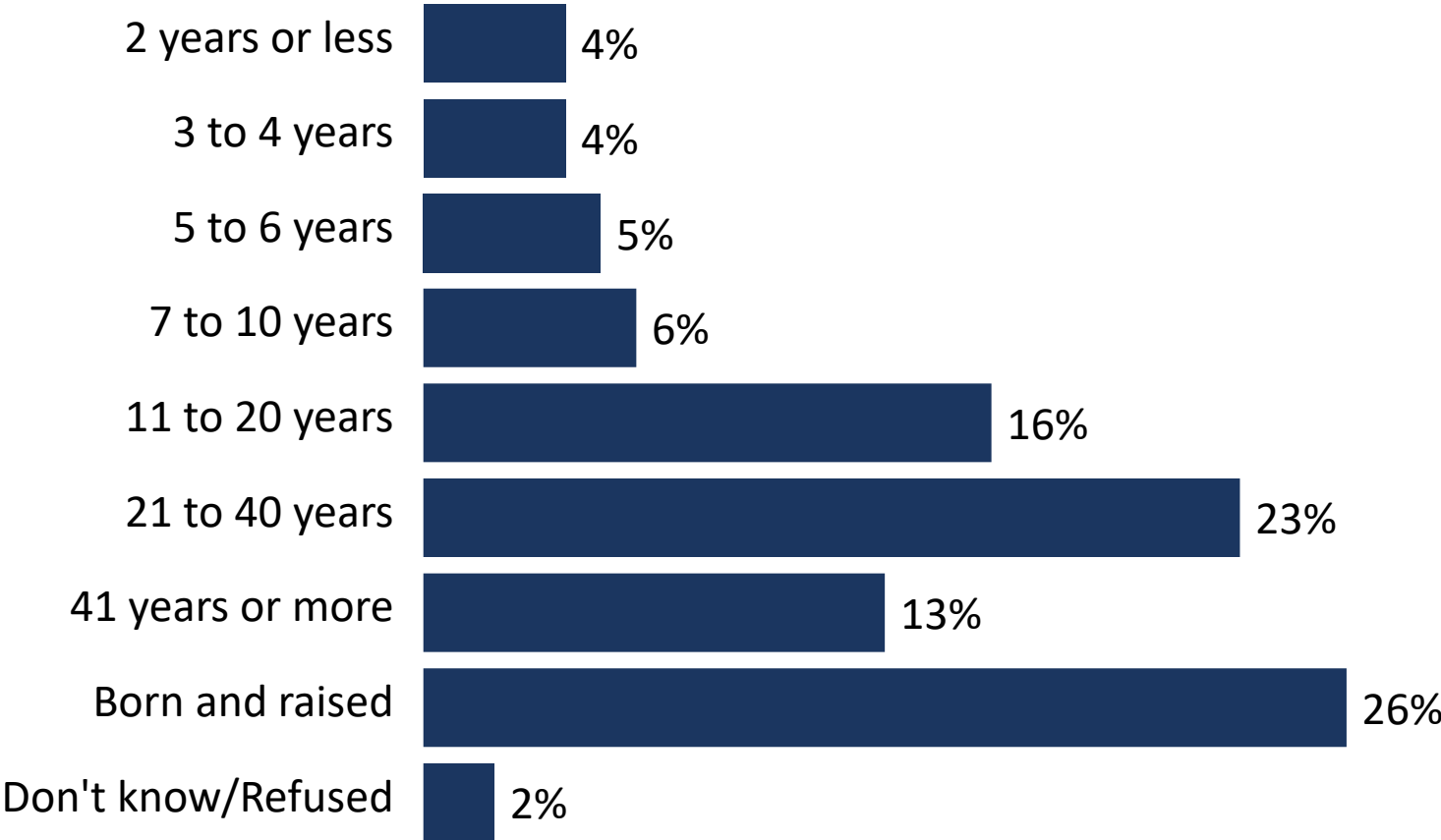


Have you or a close friend or family member ever experienced a period of homelessness?



Many respondents have lived in the County for more than 20 years.

Were you born and raised in Sacramento County?

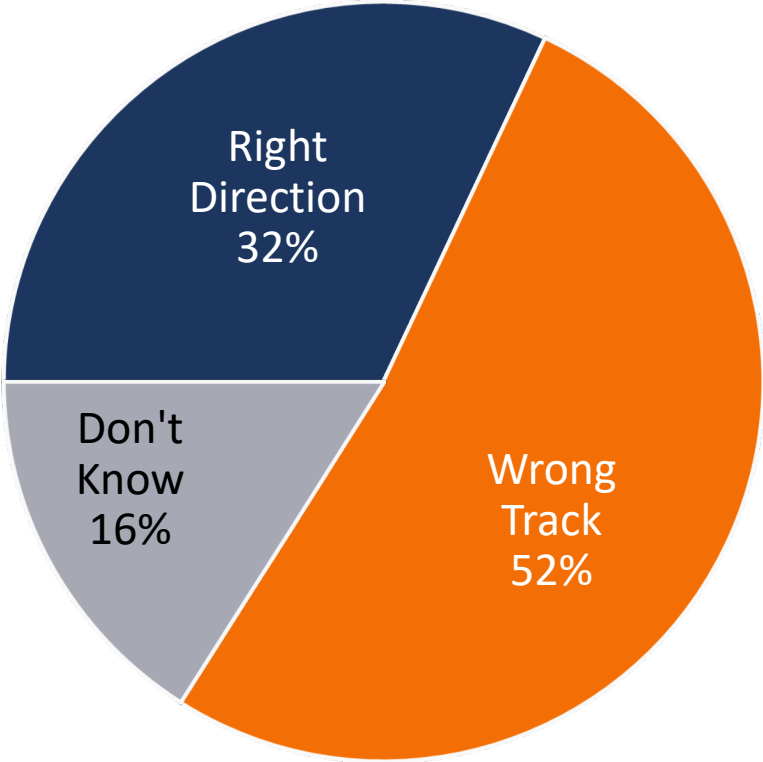




County Context

A majority of respondents feel the county is off on the wrong track.

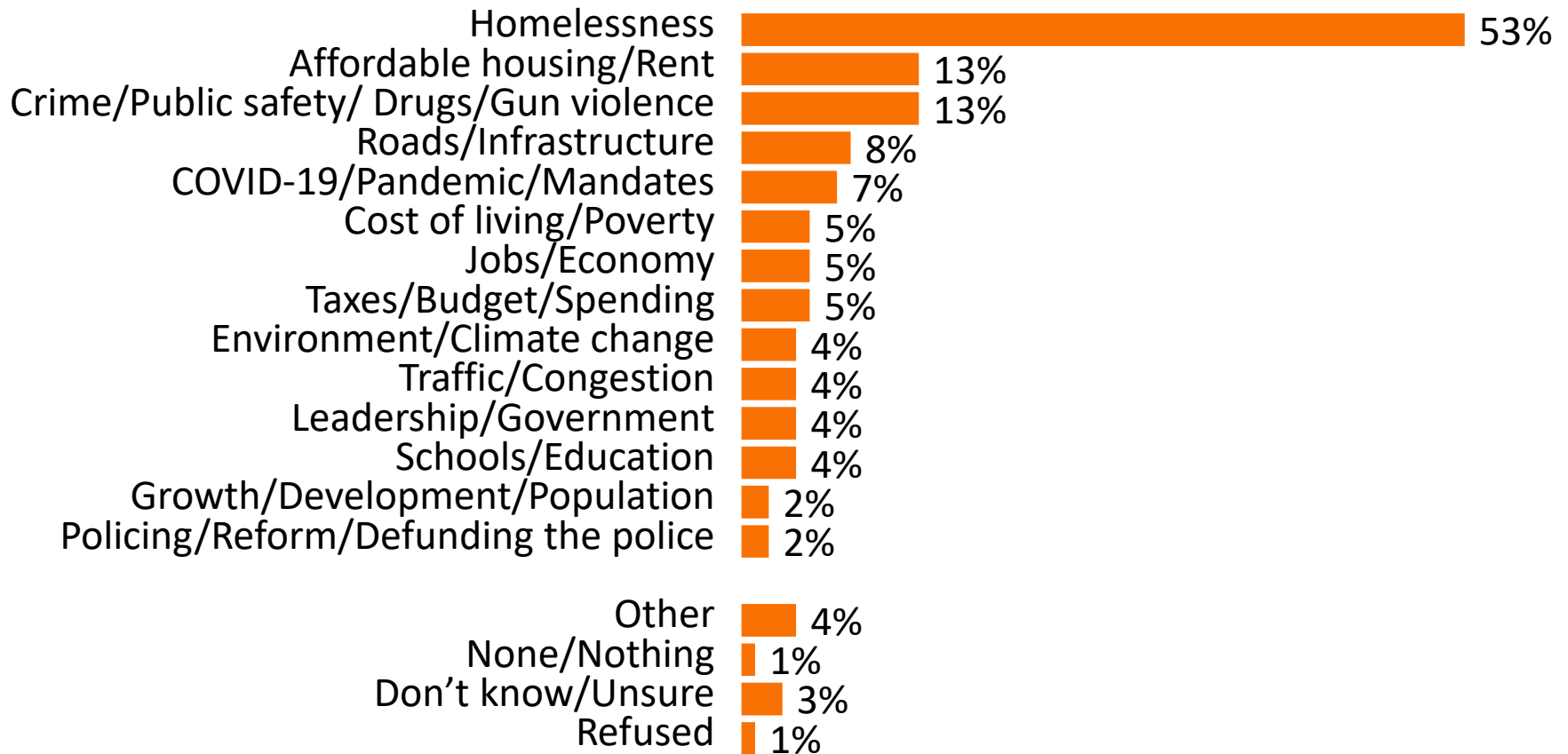
Would you say things in Sacramento County are going in the right direction, or are they off on the wrong track?



The top concern they want the County to address, by far, is homelessness.

In a few words of your own, what is the most important problem that you would like Sacramento County government to address?

(Open-ended; Responses 2% and Above Shown)



Verbatim Responses on Most Important Problem for Sacramento County to Address

Crime and homelessness.

Homeless population (help them, not harass them)! Repave the roads is second.

Water table, crime, road conditions.

My street which hasn't had any work other than the occasional pothole patch in over 30 years.

Homeless need housing.

The cost of renting and buying a home is unaffordable, especially for new home buyers.

Poverty: food insecurity, public transport, affordable housing, child care.

Get stricter about mask mandates and vaccination enforcement.

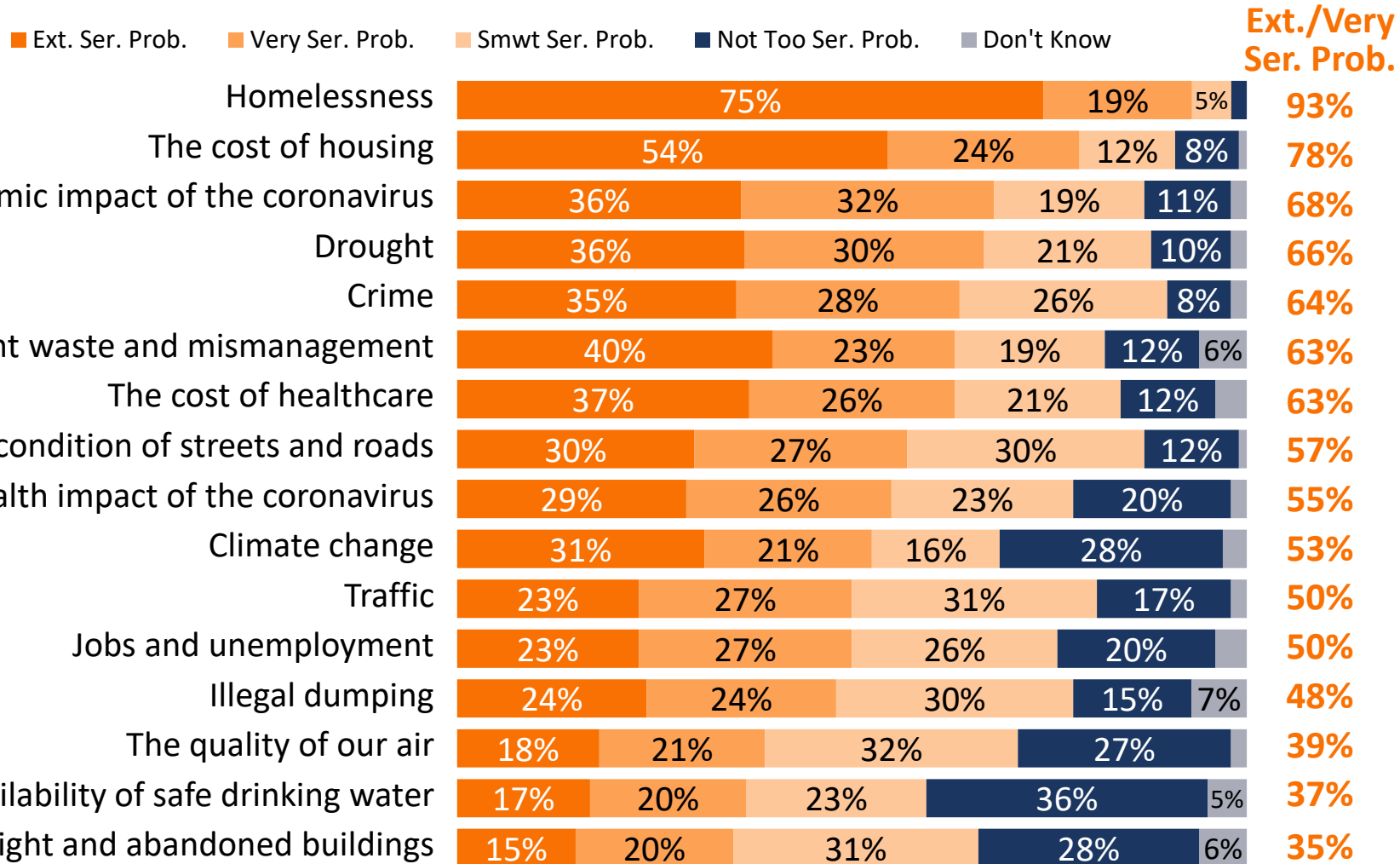
Homelessness. Improving police accountability.

Reforming the sheriff's office culture. More non-uniformed mental health teams responding to police calls.

Public transit to greater areas of Sacramento.

Racism, and young Black men being killed.

Homelessness is nearly universally seen as a “very serious” problem, followed closely by housing costs.



Q3. I'd like to read you a brief list of issues that could be problems for people living in Sacramento County. Please tell me whether you personally consider it to be an extremely serious problem, a very serious problem, a somewhat serious problem, or a not too serious problem at all for people living in Sacramento County.

Homelessness and housing costs are the top issues across racial and ethnic groups.

(Extremely/Very Serious Problem)

Issue	All Residents	Race/Ethnicity				
		White Residents	Latino Residents	African American Residents	Asian/Pacific Islander Residents	All Residents of Color
Homelessness	93%	95%	93%	89%	92%	92%
The cost of housing	78%	75%	82%	83%	82%	81%
The economic impact of the coronavirus	68%	63%	70%	77%	69%	71%
Drought	66%	69%	65%	70%	61%	64%
Crime	64%	65%	67%	57%	58%	63%
Government waste and mismanagement	63%	63%	60%	73%	56%	62%
The cost of healthcare	63%	61%	69%	74%	65%	67%
The condition of streets and roads	57%	54%	62%	69%	49%	58%
The public health impact of the coronavirus	55%	47%	57%	75%	65%	62%
Climate change	53%	48%	53%	66%	63%	58%
Traffic	50%	49%	52%	53%	47%	51%
Jobs and unemployment	50%	43%	49%	58%	59%	55%
Illegal dumping	48%	45%	52%	54%	48%	50%
The quality of our air	39%	39%	40%	54%	33%	40%
Availability of safe drinking water	37%	32%	35%	54%	36%	40%
Blight and abandoned buildings	35%	34%	38%	42%	33%	36%

Q3. I'd like to read you a brief list of issues that could be problems for people living in Sacramento County. Please tell me whether you personally consider it to be an extremely serious problem, a very serious problem, a somewhat serious problem, or a not too serious problem at all for people living in Sacramento County.

Street and road conditions are especially concerning in District 3.

(Extremely/Very Serious Problem)

Issue	All Residents	Board of Supervisors District				
		1	2	3	4	5
Homelessness	93%	96%	94%	92%	91%	93%
The cost of housing	78%	83%	81%	77%	76%	75%
The economic impact of the coronavirus	68%	71%	69%	68%	65%	67%
Drought	66%	70%	61%	72%	67%	61%
Crime	64%	64%	63%	63%	65%	64%
Government waste and mismanagement	63%	70%	58%	63%	66%	60%
The cost of healthcare	63%	70%	59%	64%	59%	66%
The condition of streets and roads	57%	52%	52%	70%	57%	54%
The public health impact of the coronavirus	55%	61%	60%	50%	45%	57%
Climate change	53%	61%	57%	51%	47%	48%
Traffic	50%	52%	55%	45%	46%	51%
Jobs and unemployment	50%	51%	51%	49%	48%	51%
Illegal dumping	48%	50%	47%	48%	45%	48%
The quality of our air	39%	40%	41%	35%	39%	39%
Availability of safe drinking water	37%	43%	38%	34%	31%	36%
Blight and abandoned buildings	35%	39%	37%	38%	35%	28%

Q3. I'd like to read you a brief list of issues that could be problems for people living in Sacramento County. Please tell me whether you personally consider it to be an extremely serious problem, a very serious problem, a somewhat serious problem, or a not too serious problem at all for people living in Sacramento County.

In homes where a language other than English is spoken, jobs are a slightly bigger concern.

(Extremely/Very Serious Problem)

Issue	All Res.	Language Other than English Spoken at Home		Tie to Homelessness		Residence	
		Yes	No	Yes	No	Homeowners	Renters
Homelessness	93%	94%	93%	95%	92%	93%	95%
The cost of housing	78%	81%	77%	83%	75%	72%	89%
The economic impact of the coronavirus	68%	72%	67%	70%	68%	63%	74%
Drought	66%	65%	66%	69%	65%	65%	67%
Crime	64%	62%	64%	64%	63%	68%	58%
Government waste and mismanagement	63%	57%	65%	66%	62%	65%	61%
The cost of healthcare	63%	65%	63%	68%	60%	60%	68%
The condition of streets and roads	57%	55%	57%	61%	54%	58%	56%
The public health impact of the coronavirus	55%	59%	54%	59%	53%	50%	63%
Climate change	53%	59%	51%	56%	51%	50%	57%
Traffic	50%	53%	49%	51%	49%	50%	51%
Jobs and unemployment	50%	55%	48%	55%	46%	45%	58%
Illegal dumping	48%	52%	46%	52%	45%	49%	47%
The quality of our air	39%	39%	40%	42%	38%	37%	44%
Availability of safe drinking water	37%	38%	36%	41%	33%	34%	39%
Blight and abandoned buildings	35%	36%	35%	39%	32%	36%	35%

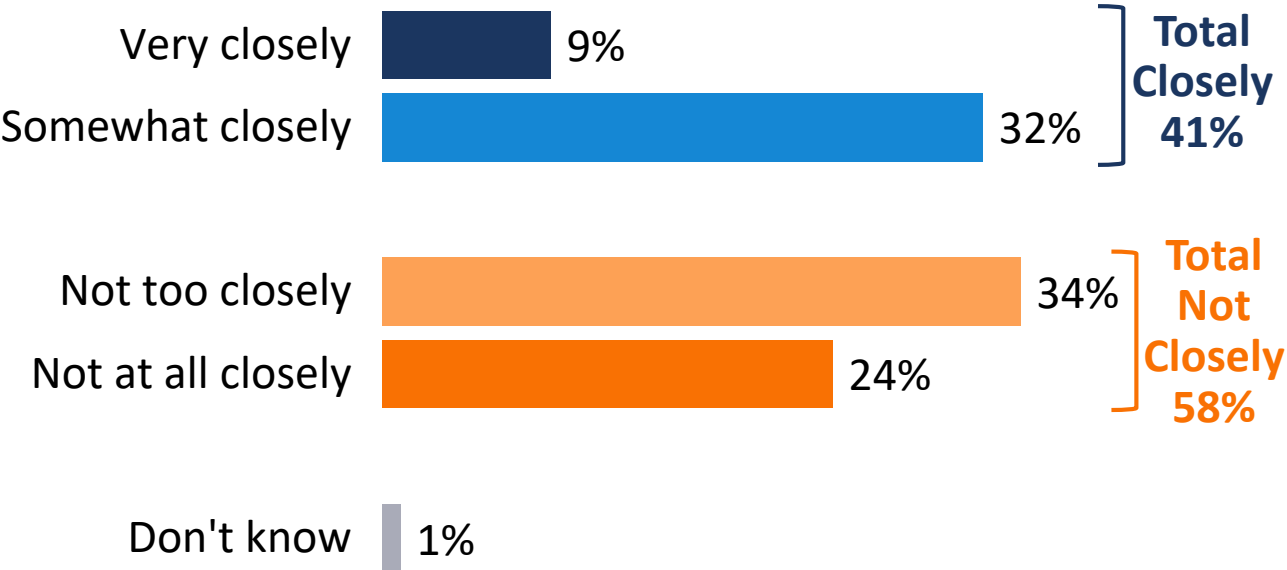
Q3. I'd like to read you a brief list of issues that could be problems for people living in Sacramento County. Please tell me whether you personally consider it to be an extremely serious problem, a very serious problem, a somewhat serious problem, or a not too serious problem at all for people living in Sacramento County.



General Views of the Budget

Two in five residents say they follow the County budget at least “somewhat closely.”

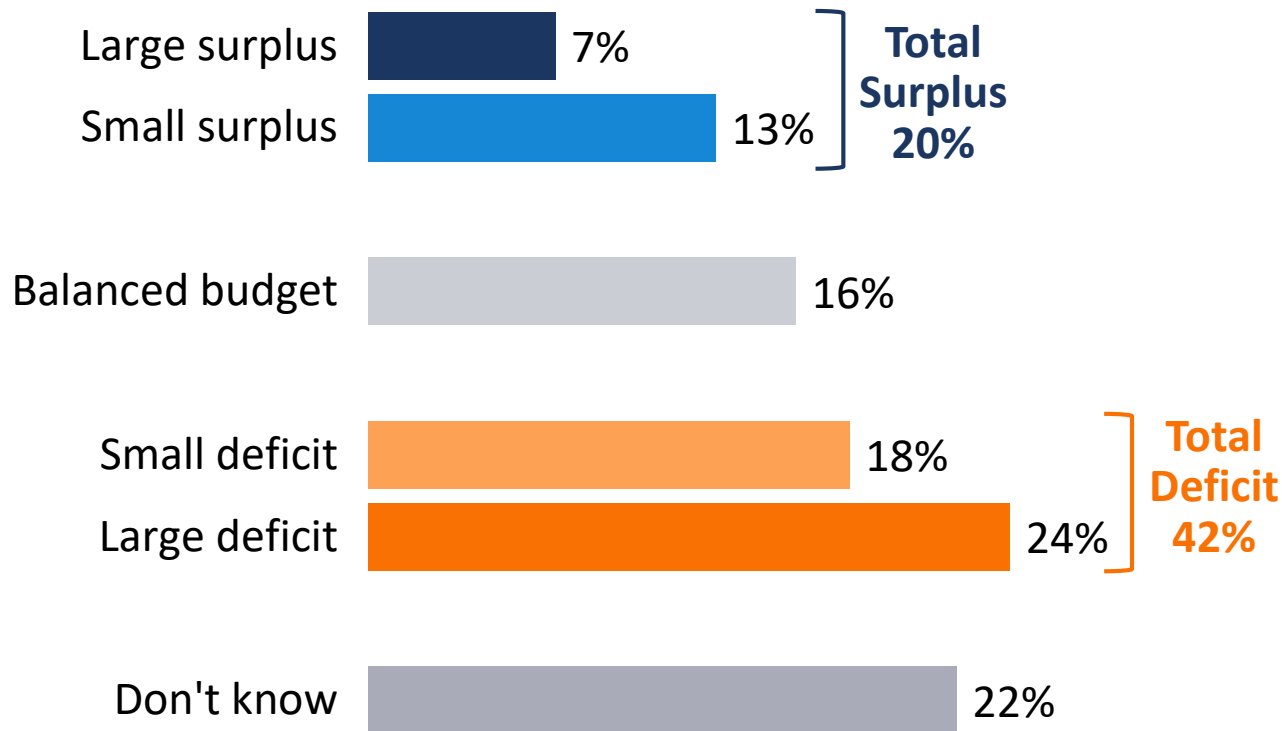
I am going to ask you some questions that deal with the Sacramento County budget. As you may know, Sacramento county government is responsible for providing health and human services to all residents of Sacramento County. In addition, in unincorporated areas outside of cities, the county provides residents with additional services that city governments provide elsewhere, like law enforcement and street and road maintenance. How closely do you follow issues related to the Sacramento County budget?



Those more likely to follow the budget closely include Latinos and women ages 50 and over, and people who have lived in Sacramento County 41+ years.

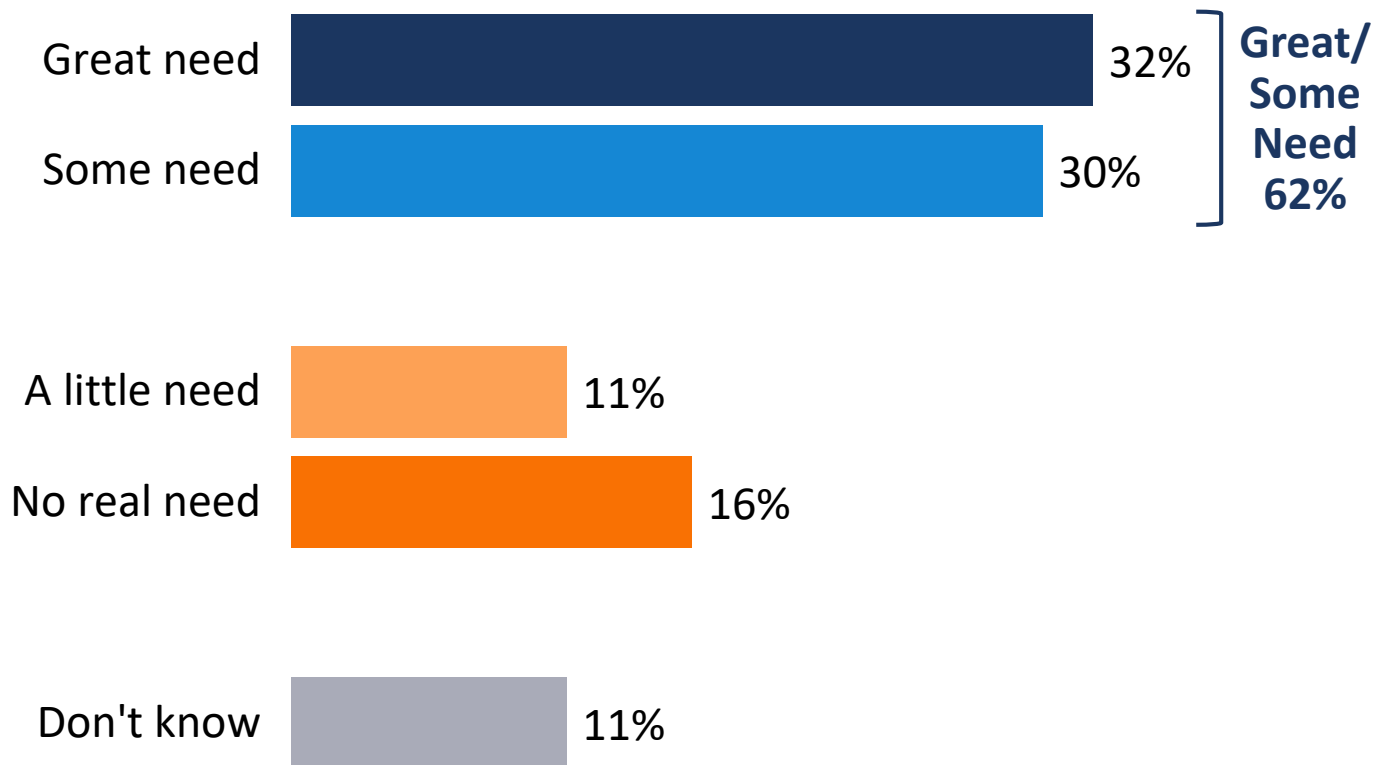
Among those with an opinion on the budget, most assume the County has a deficit.

Thinking about this upcoming few years, do you think that Sacramento County will start its budget process with a budget surplus, a balanced budget, or a budget deficit?



Three in five see a need for “great” or “some need” for new funding in principle.

Would you say that to provide essential services, the County of Sacramento has a great need for additional funding, some need, a little need, or no real need for additional funding?





Resident Priorities for the County Budget

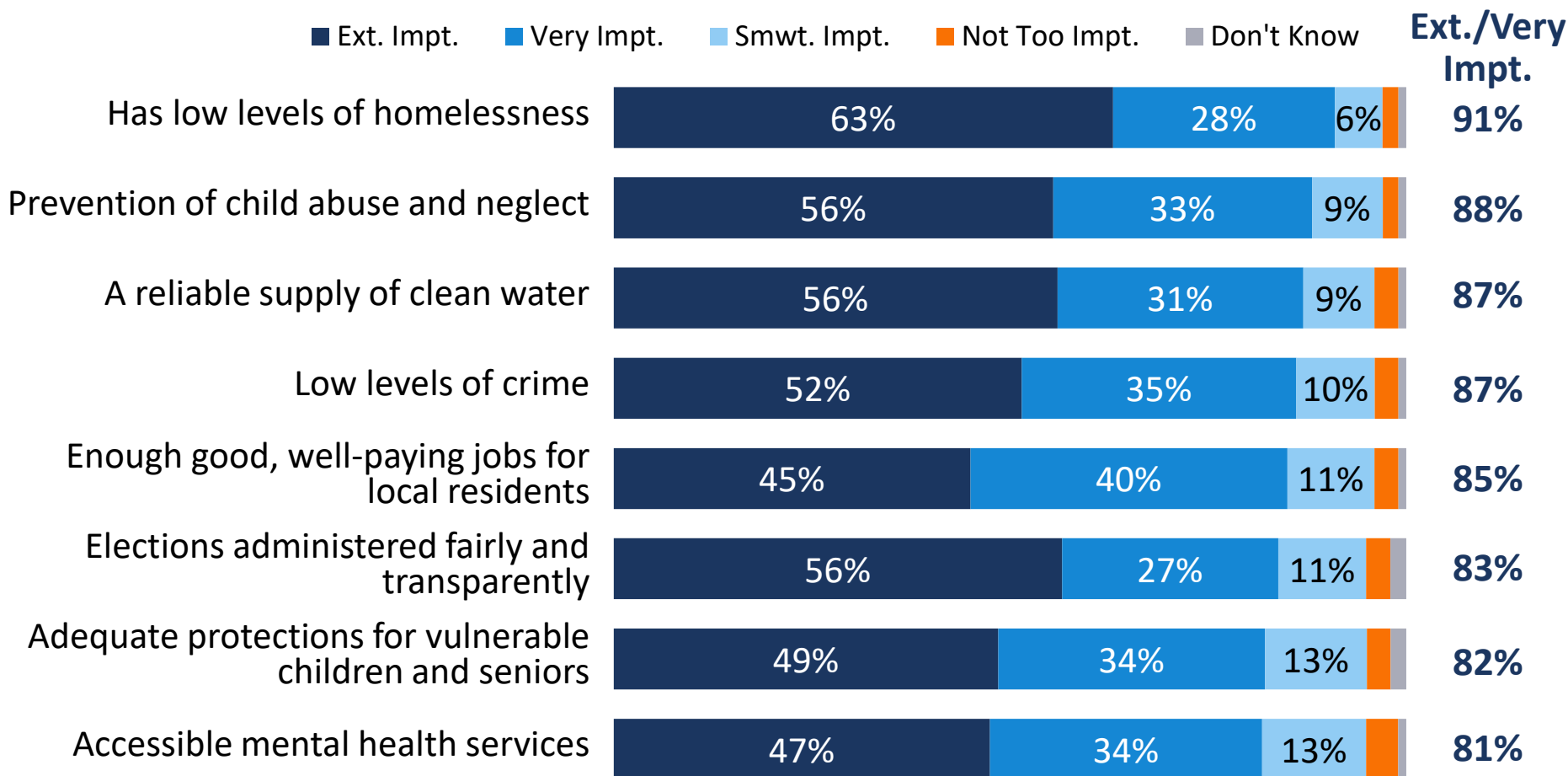
Assessing County Services



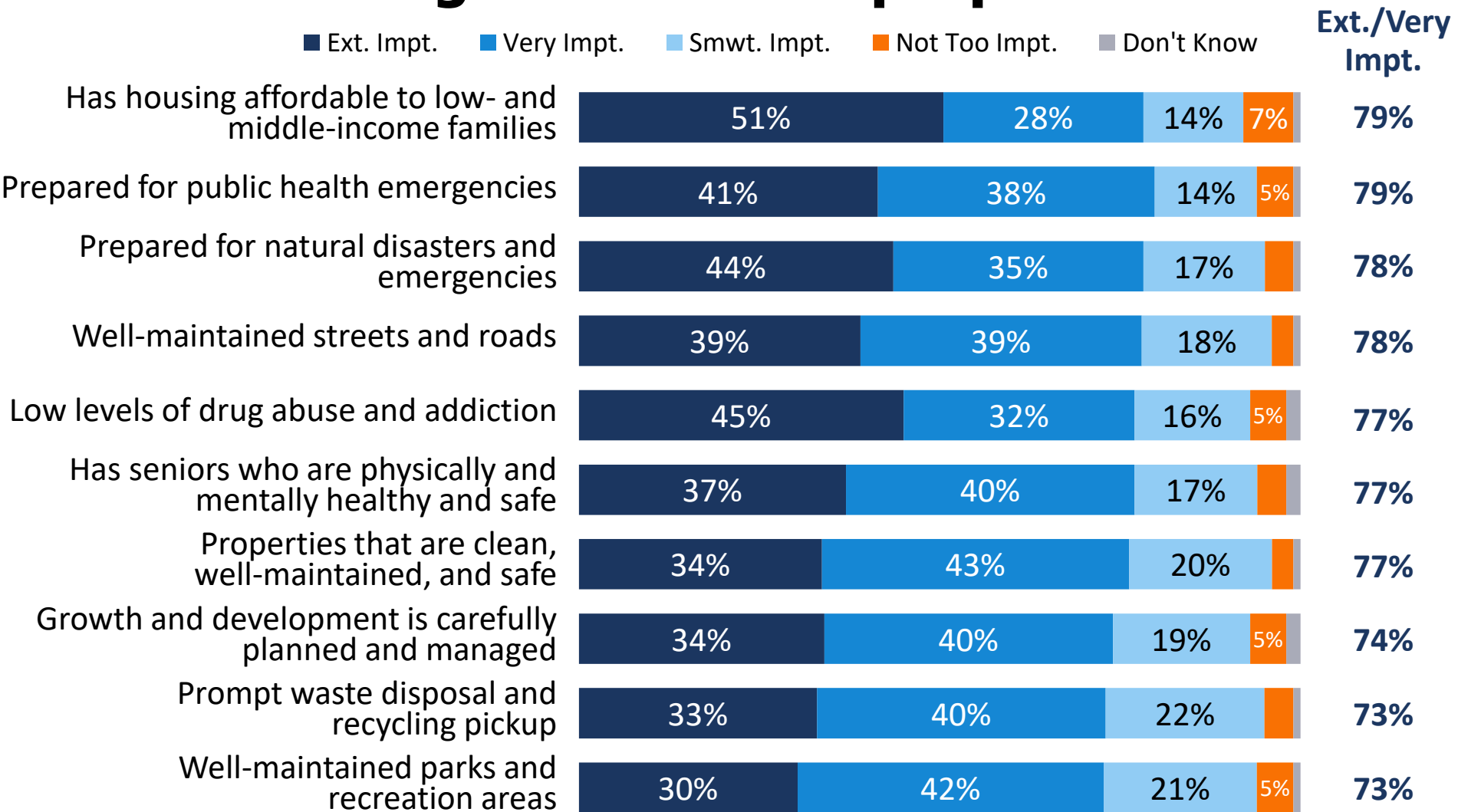
- Respondents were asked to rate the importance of several aspects of local life as extremely, very, somewhat or not too important to making Sacramento County a good place to live.
- Then they were asked whether they were satisfied or dissatisfied with a list of services and programs designed to help achieve those qualities.
- The interaction of importance and satisfaction levels shows areas of strength and areas for improvement.

Low levels of homelessness and crime; child abuse prevention; and reliable water are seen as key to quality of life.

I am going to read you a list of aspects of life in Sacramento County. Please tell me, in your opinion, how important each one is to making it a good place to live: extremely important, very important, somewhat important, or not too important. If you have no opinion, you can tell me that too.



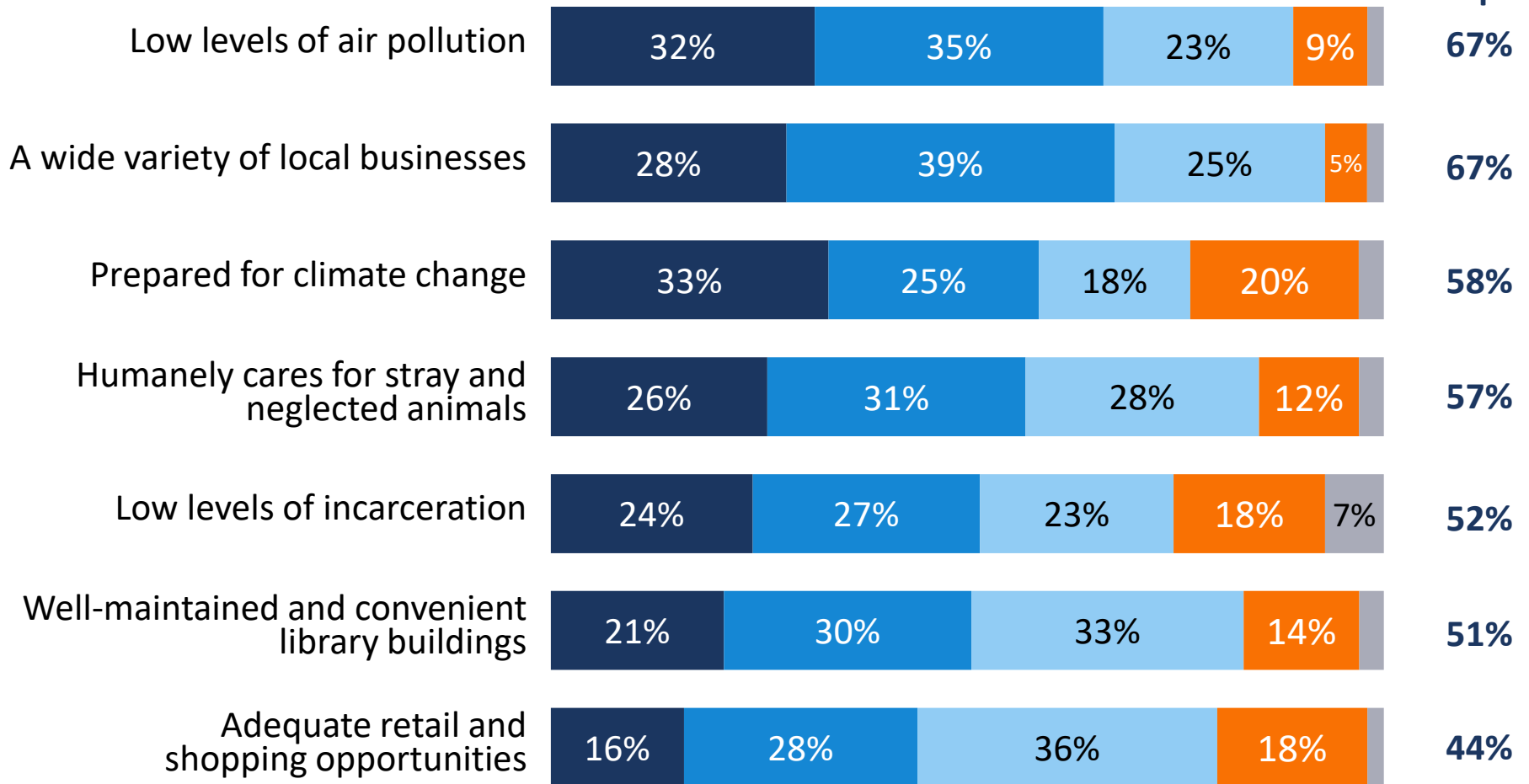
Residents also strongly value affordable housing and disaster preparation.



Q7. I am going to read you a list of aspects of life in Sacramento County. Please tell me, in your opinion, how important each one is to making it a good place to live: extremely important, very important, somewhat important, or not too important. If you have no opinion, you can tell me that too.

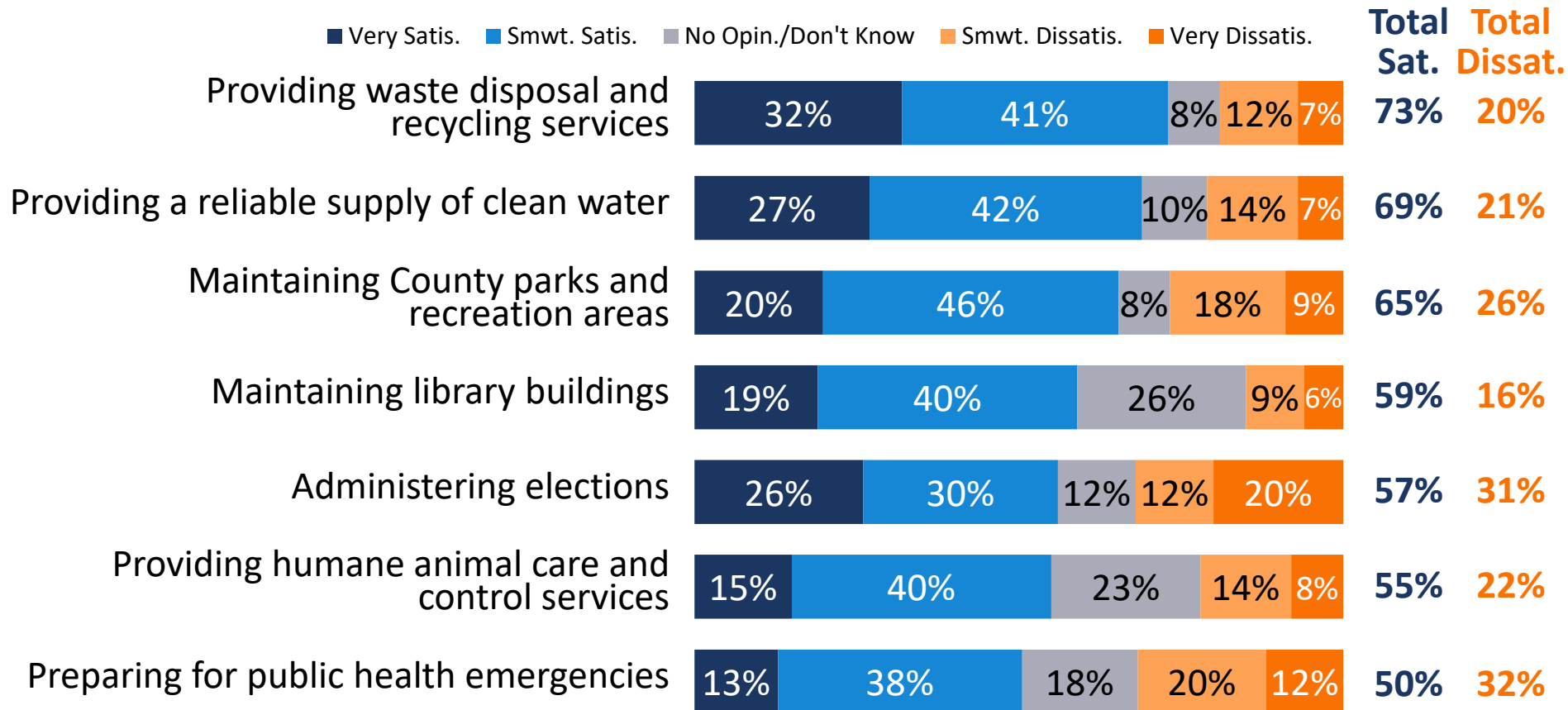
Lower-ranking priorities include retail and shopping opportunities.

■ Ext. Impt. ■ Very Impt. ■ Smwt. Impt. ■ Not Too Impt. ■ Don't Know **Ext./Very Impt.**

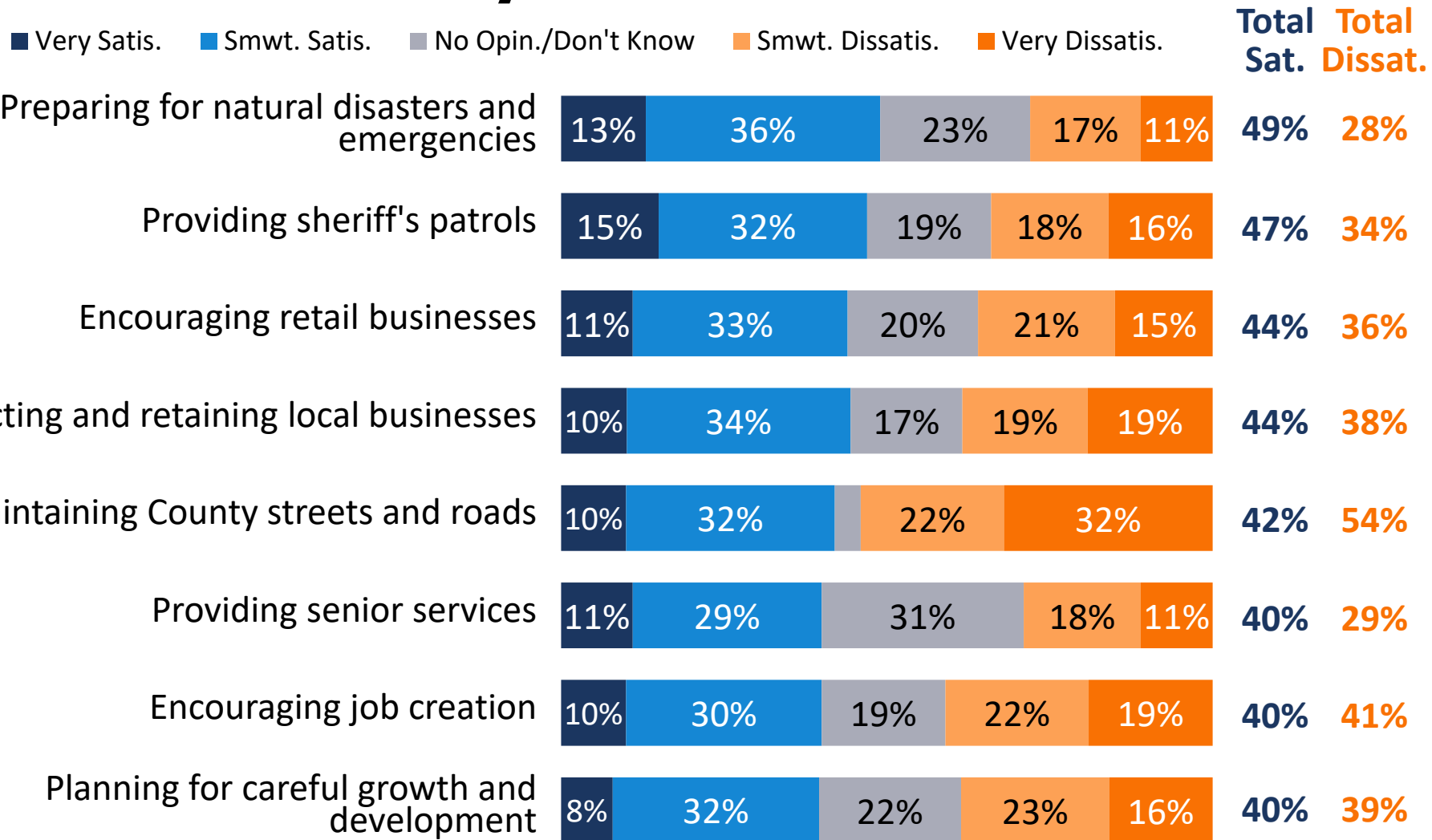


Residents are broadly satisfied with waste disposal, clean water, parks, and libraries.

I am going to mention some services and programs that Sacramento County provides. I would like you to tell me how satisfied you are personally with the job being done by the County in providing that program or service: very satisfied, somewhat satisfied, somewhat dissatisfied, or very dissatisfied. If you have no opinion or don't know about a service I mention to you, you can tell me that too.

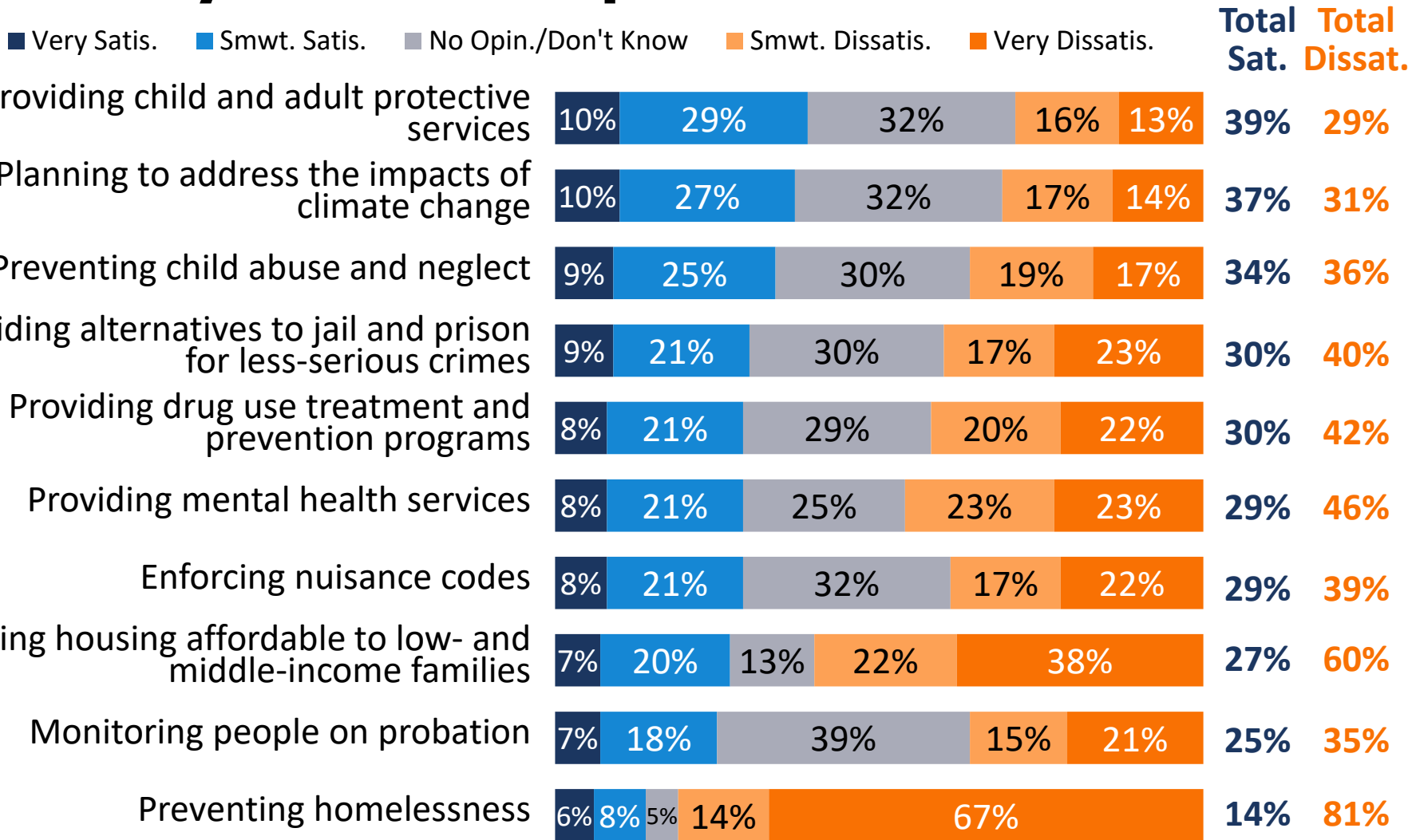


A majority is dissatisfied with maintenance of County streets and roads.



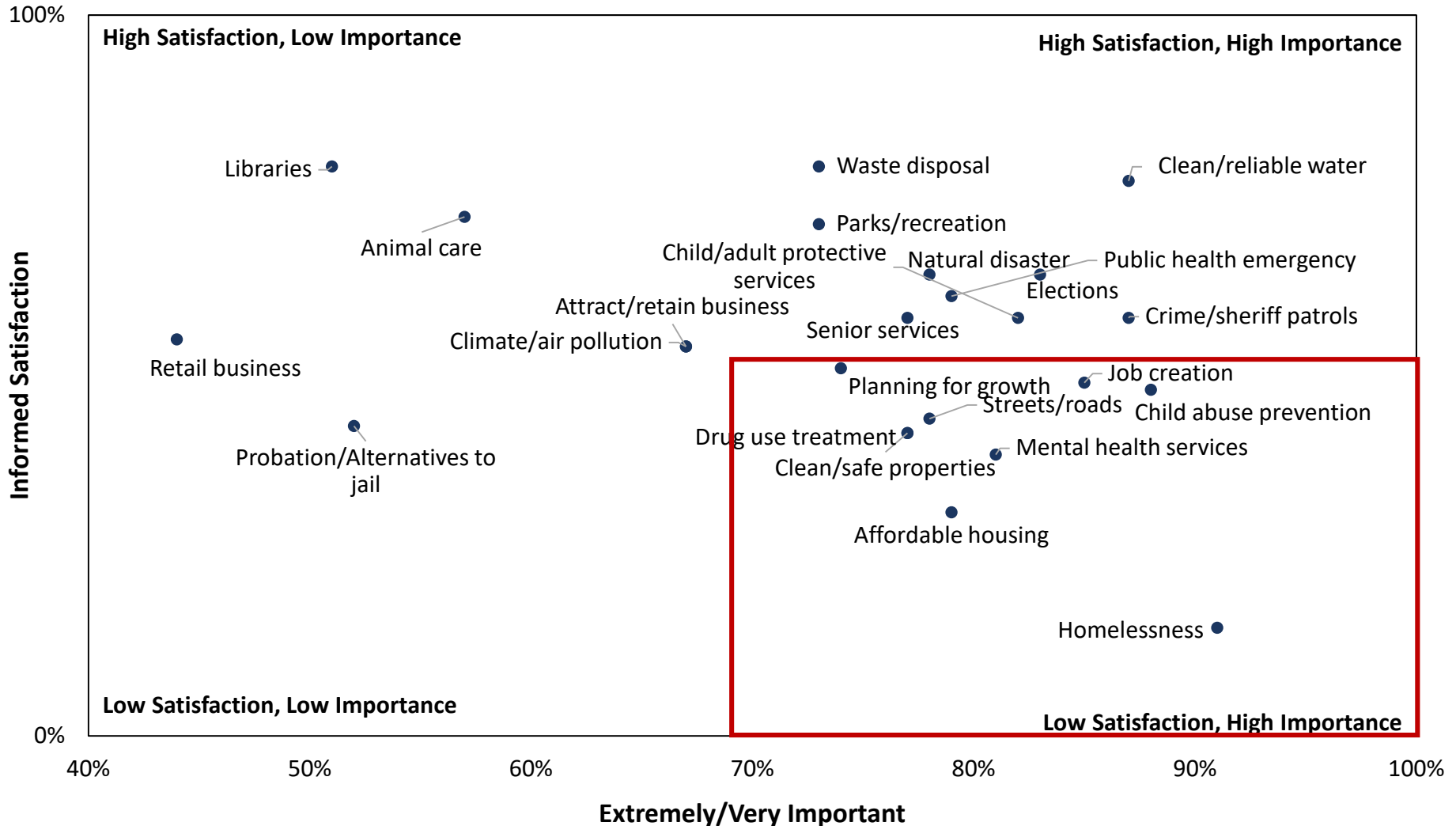
Q8. I am going to mention some services and programs that Sacramento County provides. I would like you to tell me how satisfied you are personally with the job being done by the County in providing that program or service: very satisfied, somewhat satisfied, somewhat dissatisfied, or very dissatisfied. If you have no opinion or don't know about a service I mention to you, you can tell me that too.

Fully four in five are dissatisfied with the County's efforts to prevent homelessness.



Q8. I am going to mention some services and programs that Sacramento County provides. I would like you to tell me how satisfied you are personally with the job being done by the County in providing that program or service: very satisfied, somewhat satisfied, somewhat dissatisfied, or very dissatisfied. If you have no opinion or don't know about a service I mention to you, you can tell me that too.

A number of key items that are more important to quality of life also have lower satisfaction ratings.











Allocating the County Budget

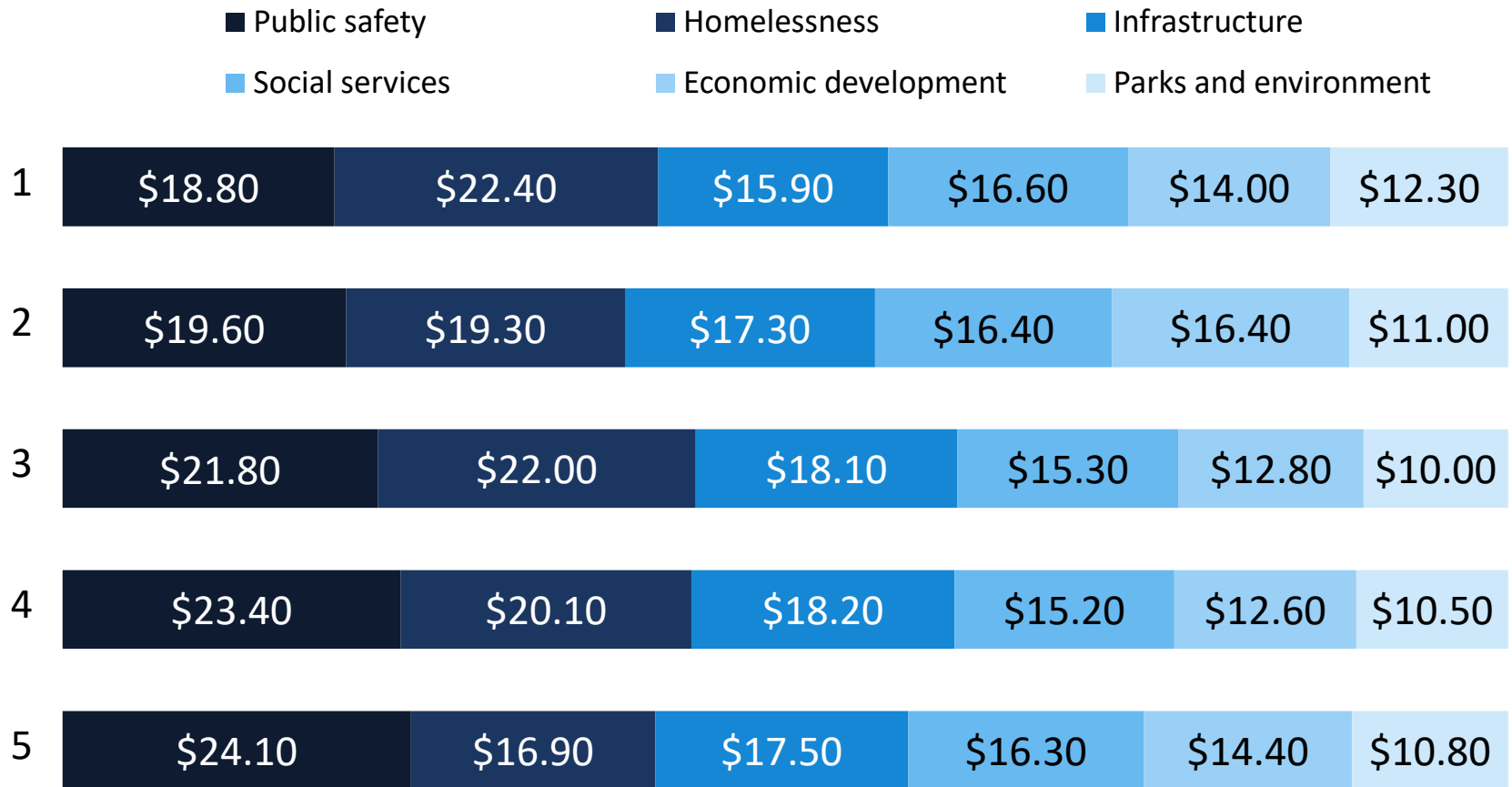
On average, residents allocate more funding to public safety and homelessness than other areas.

I am going to ask you to imagine you are in charge of the Sacramento County budget. I would like you to tell me how you would prioritize County spending for 6 broad areas. For this exercise, assume you have \$100 to spend. After I read you all 6 key areas, please tell me how many dollars out of \$100 you would spend on each, keeping in mind that the total must add up to \$100.

						
Mean Score	\$21.50	\$20.10	\$17.40	\$16.00	\$14.10	\$11.00
	Public safety, including law enforcement	Reducing homelessness	Maintenance of infrastructure such as roads, bridges, and public buildings	Services for children, seniors, and families	Economic development such as job creation	Parks and environmental protection

Residents in Districts 3, 4 and 5 assign a bit more of their \$100 to public safety.

Allocation of \$100 Budget by Board of Supervisors District



Q9. I am going to ask you to imagine you are in charge of the Sacramento County budget. I would like you to tell me how you would prioritize County spending for 6 broad areas. For this exercise, assume you have \$100 to spend. After I read you all 6 key areas, please tell me how many dollars out of \$100 you would spend on each, keeping in mind that the total must add up to \$100.

White and Latino residents assigned greater shares to public safety as well.

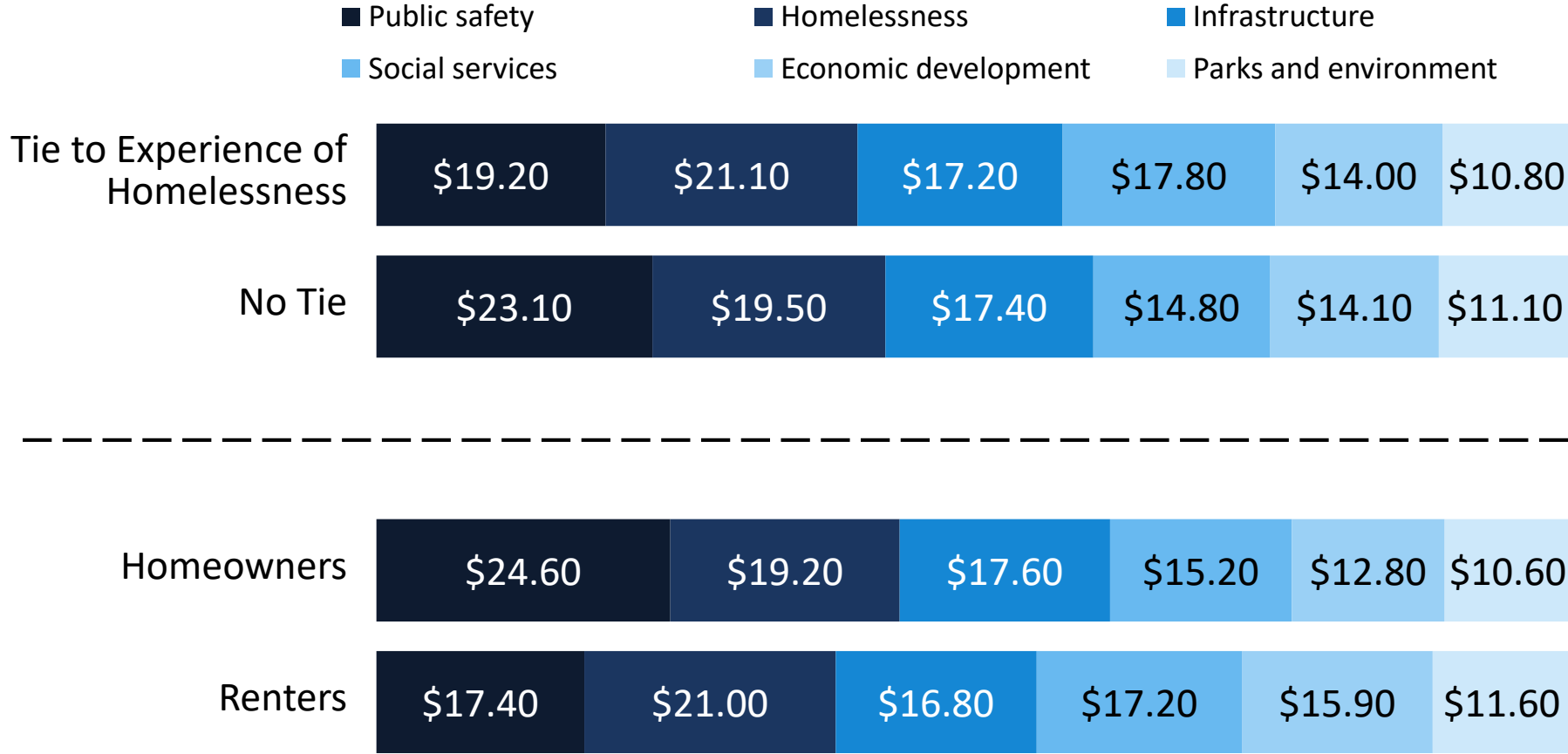
Allocation of \$100 Budget by Race/Ethnicity



Q9. I am going to ask you to imagine you are in charge of the Sacramento County budget. I would like you to tell me how you would prioritize County spending for 6 broad areas. For this exercise, assume you have \$100 to spend. After I read you all 6 key areas, please tell me how many dollars out of \$100 you would spend on each, keeping in mind that the total must add up to \$100.

Notably, those with and without ties to homelessness assign about the same amount to that priority.

Allocation of \$100 Budget by Tie to Homelessness & Residence



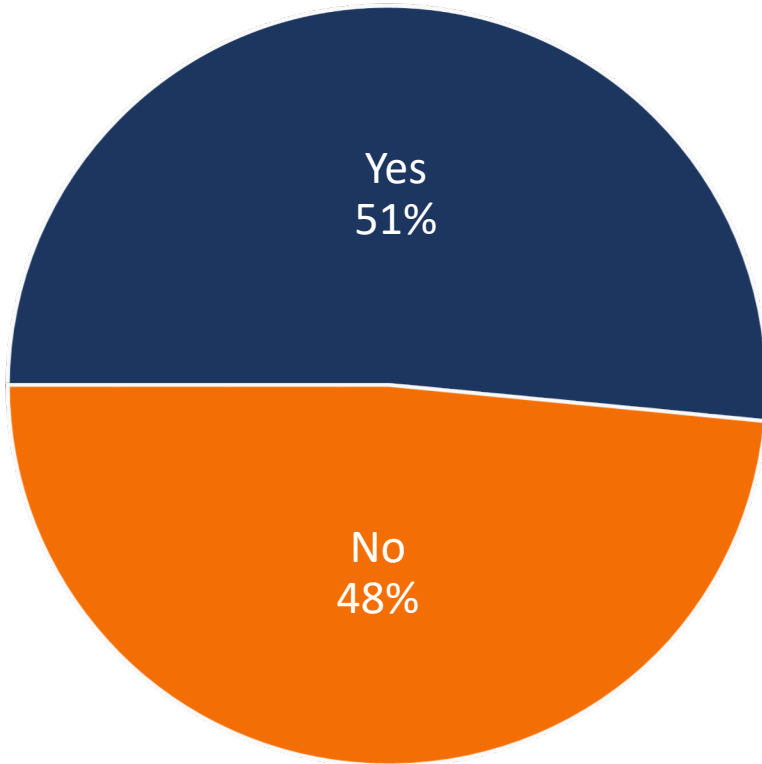
Q9. I am going to ask you to imagine you are in charge of the Sacramento County budget. I would like you to tell me how you would prioritize County spending for 6 broad areas. For this exercise, assume you have \$100 to spend. After I read you all 6 key areas, please tell me how many dollars out of \$100 you would spend on each, keeping in mind that the total must add up to \$100.



County Resident Service Delivery

Half of residents have interacted with a County department or employee since 2019 or so.

Over the last 2 years, have you interacted with a County department or employee?

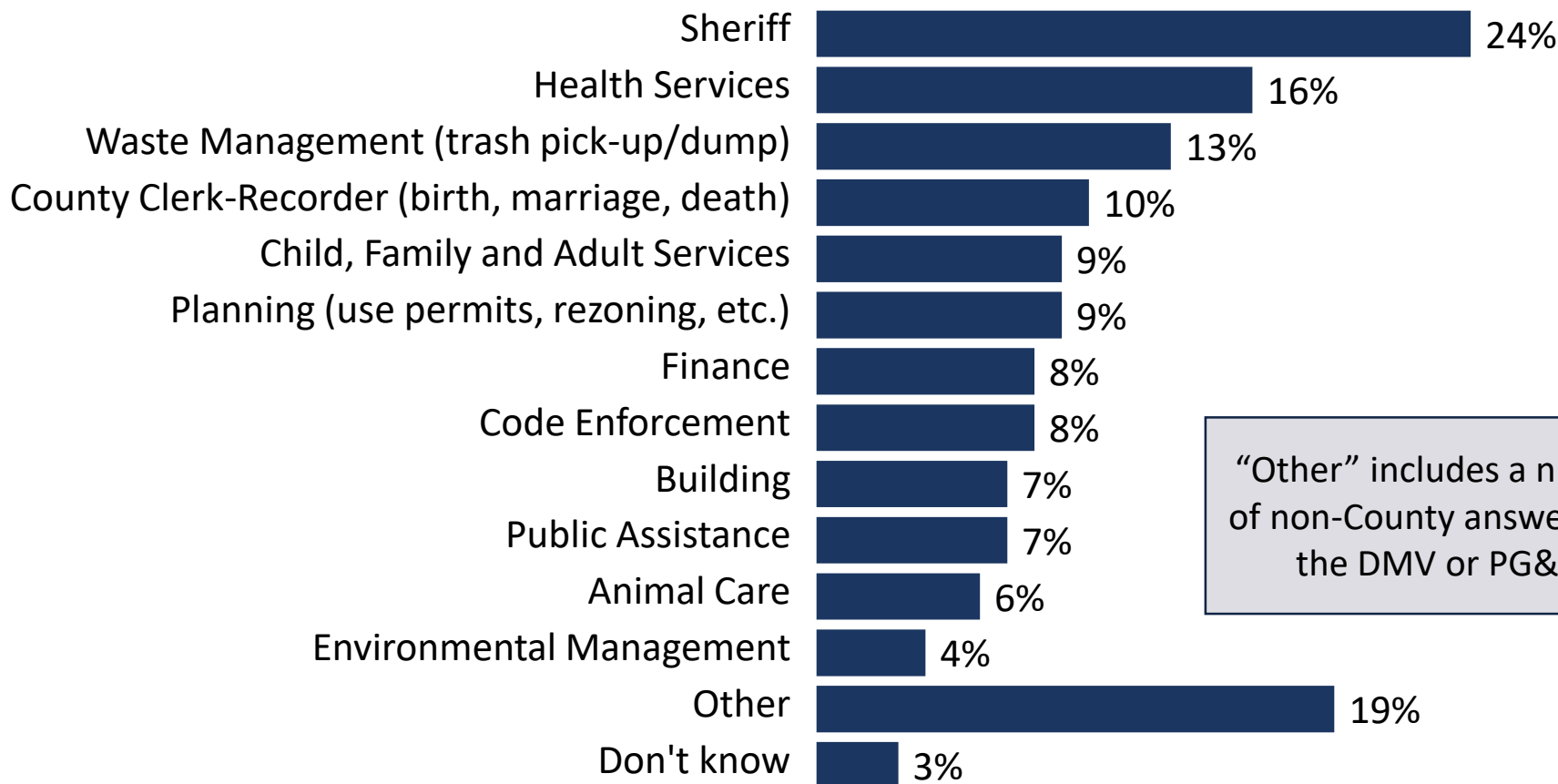


Those more likely to have had County employee contact include people with an experience of homelessness, post-graduate educated residents, and people in their 40s.

About one-quarter with some County contact interacted with the Sheriff's department.

Which department or departments did you have contact with?

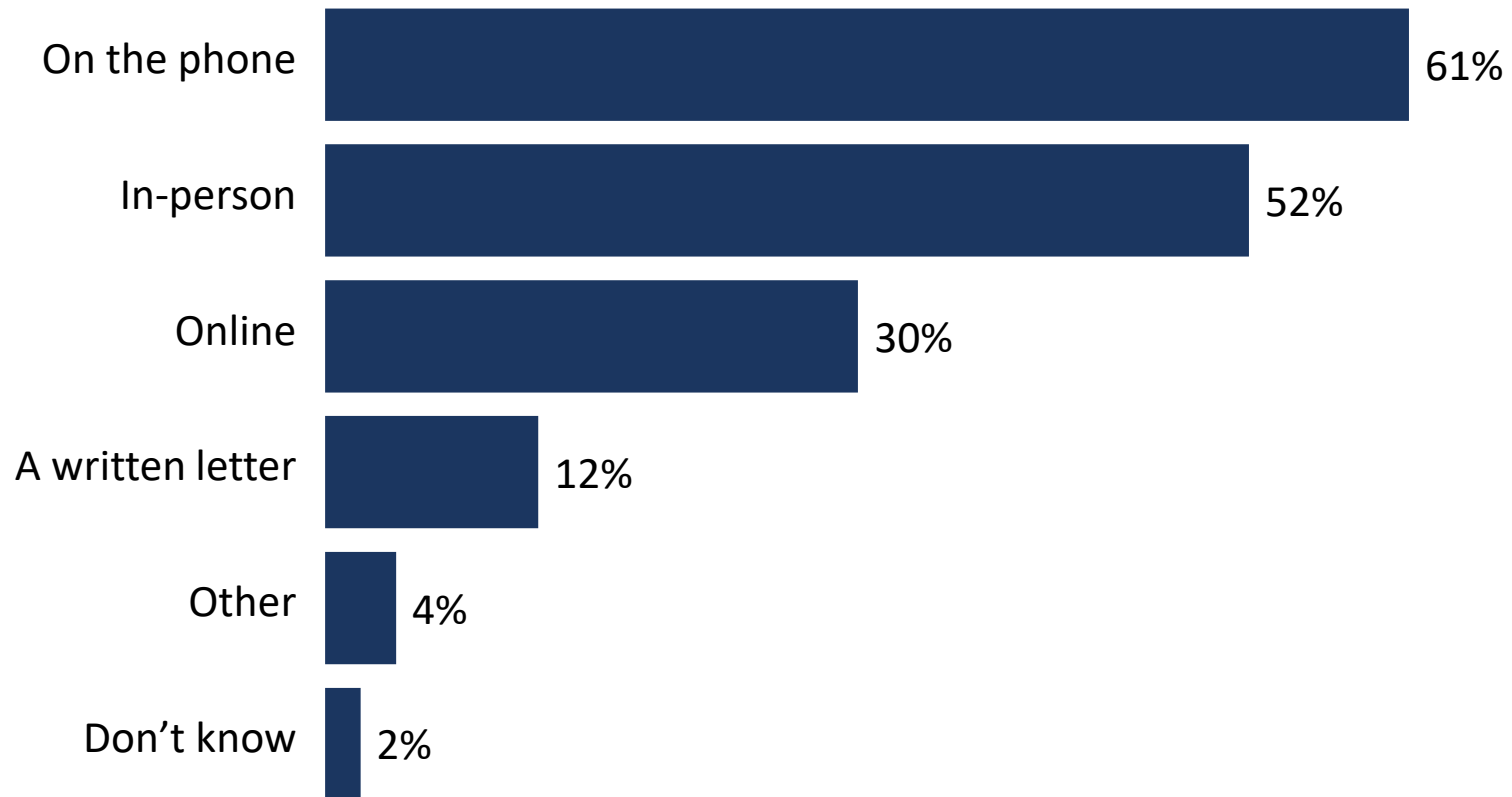
(Open-ended; Multiple Responses Accepted; Asked of Those With Contact Only, n=592)



“Other” includes a number of non-County answers (like the DMV or PG&E).

The primary method of reaching the County was by phone.

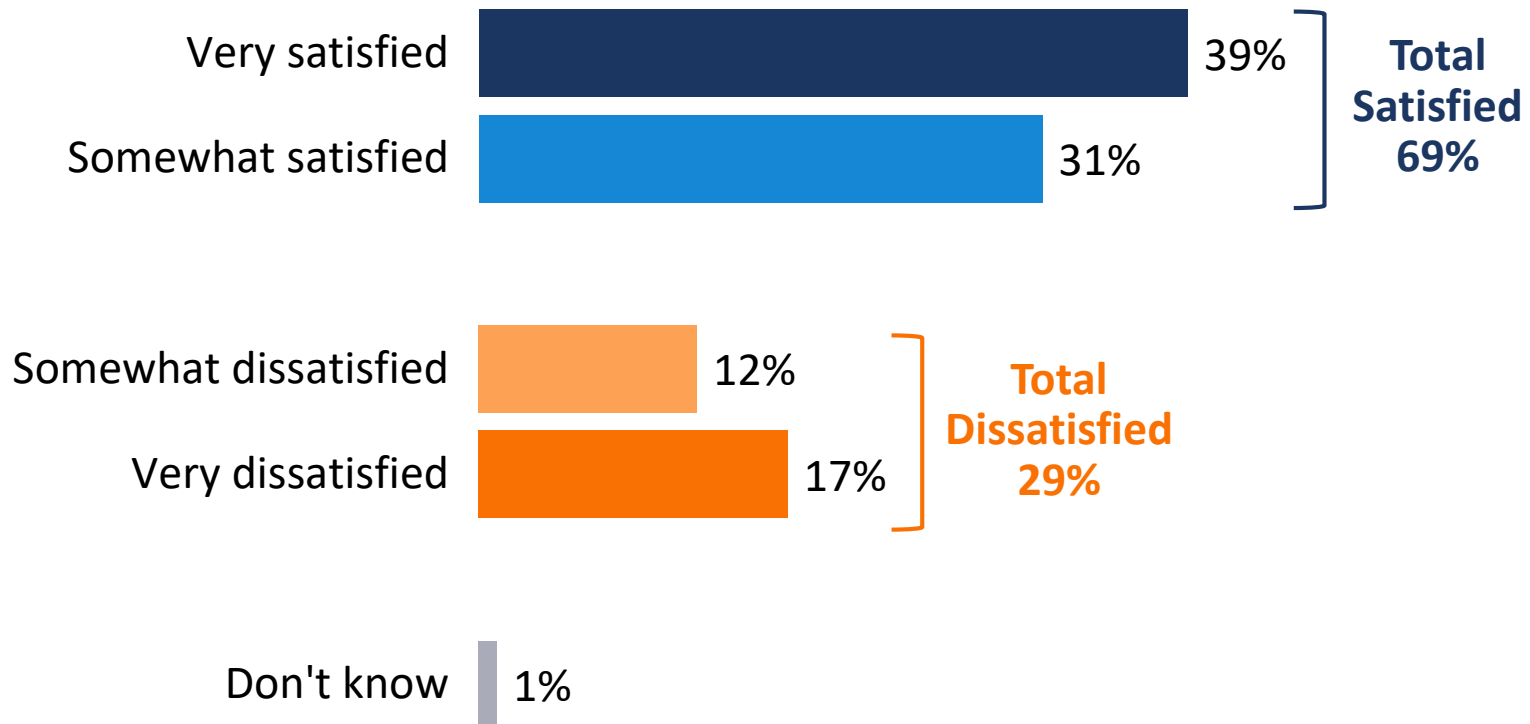
*Was your contact with the County ...?
(Multiple Responses Accepted; Asked of Those With Contact Only, n=592)*



Seven in ten were satisfied with the customer service they received from the County.

Would you say that you are very satisfied, somewhat satisfied, not too satisfied, or not at all satisfied with the overall level of customer service you received?

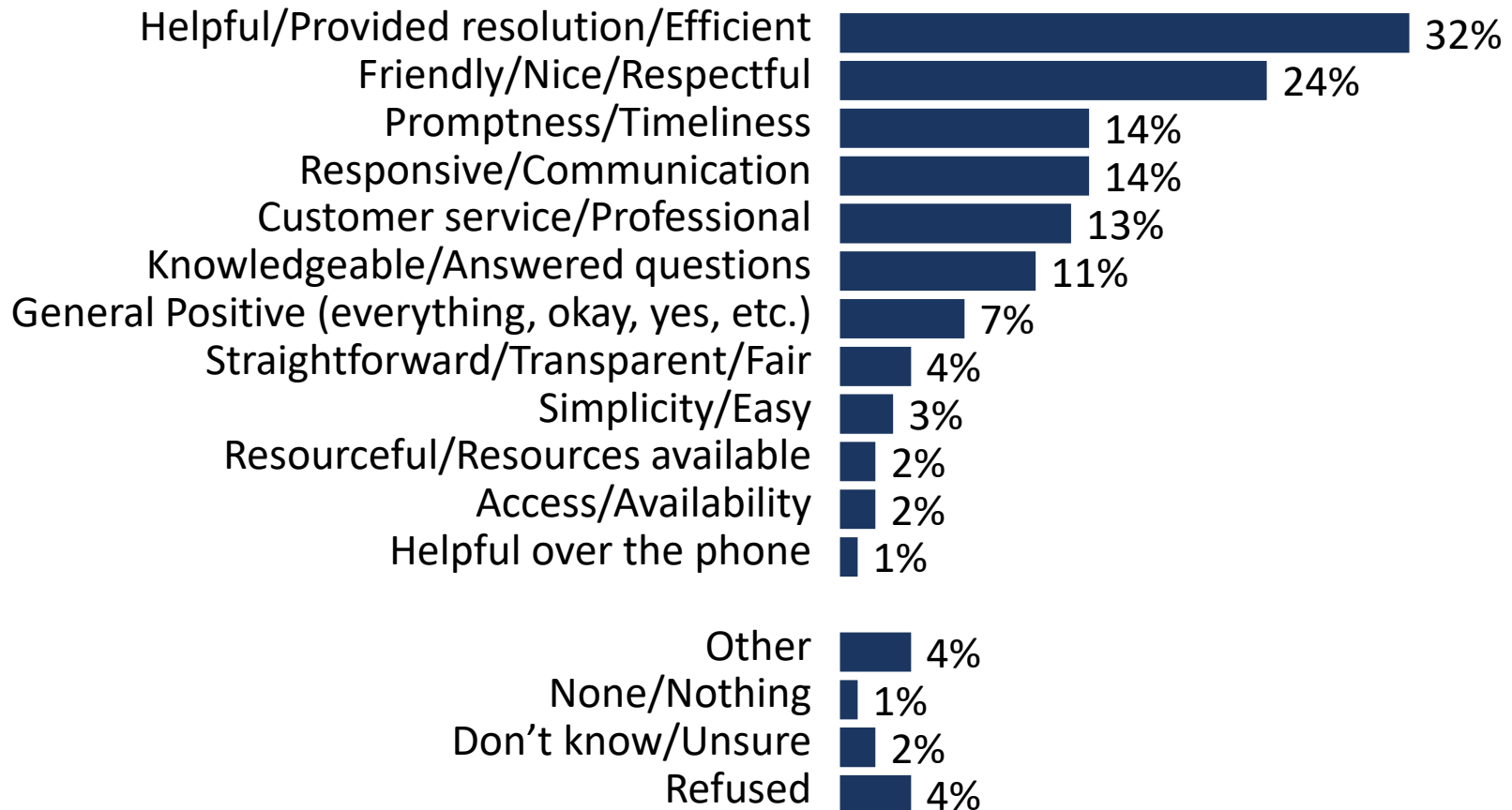
(Asked of Those With Contact Only, n=592)



Those satisfied felt they received a helpful resolution to their issue, or commented on the prompt and friendly service provided.

In a few words of your own, what went well with service you received?

(Open-ended; Asked of Those With Contact Only, n=410)



Verbatim Responses from Those Satisfied

Got what I needed in a timely manner.

Became licensed foster parents. Our social workers have been amazing.

Personnel without exception seemed smart, caring and motivated.

Very respectful and compassionate person helping me.

Got the answer that I was looking for.

Our addition was approved with very few corrections needing to be done.

They explained the job they were doing on my street.

Online information and access to payment system was useful and efficient.

Very polite, solved problem.

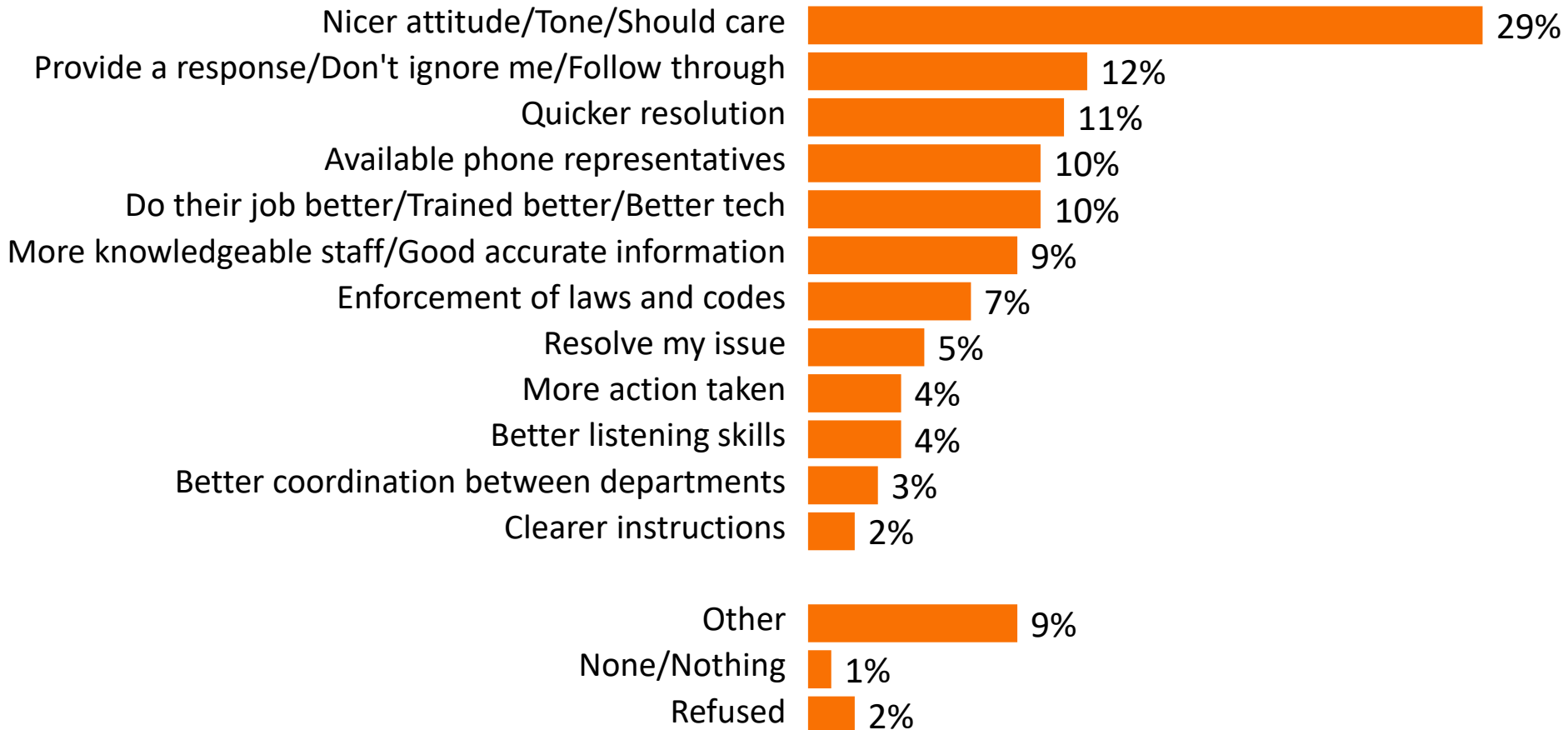
Clear and helpful guidance.

The officials were always friendly, patient and helpful when I called in. My biggest issue is that the hours to contact were limited to typical business hours, which made it a challenge to find time when I could call in because of my work/school schedule.

Provided low-cost spay and neuter.

Those who were dissatisfied wanted a friendlier, more caring attitude.

*In a few words of your own, what – if anything – could have been done to improve the service you received?
(Open-ended; Asked of Those With Contact Only, n=174)*



Verbatim Responses from Those Dissatisfied

Make it easier to access county services and interact with a person.

More contact, patrols in residential areas.

Faster and more efficient service.

Be courteous and follow the rules of "serve and protect" instead of being mean and rude.

I never received an email back.

The person was kind but could not help me. I was not eligible as a one-person small business to receive the PPP loan.

More compassion for taxpaying citizens.

Their hands are tied.

The problem should have been investigated.

Sheriff response was slow and completely missed initial issue; 311 was the same.

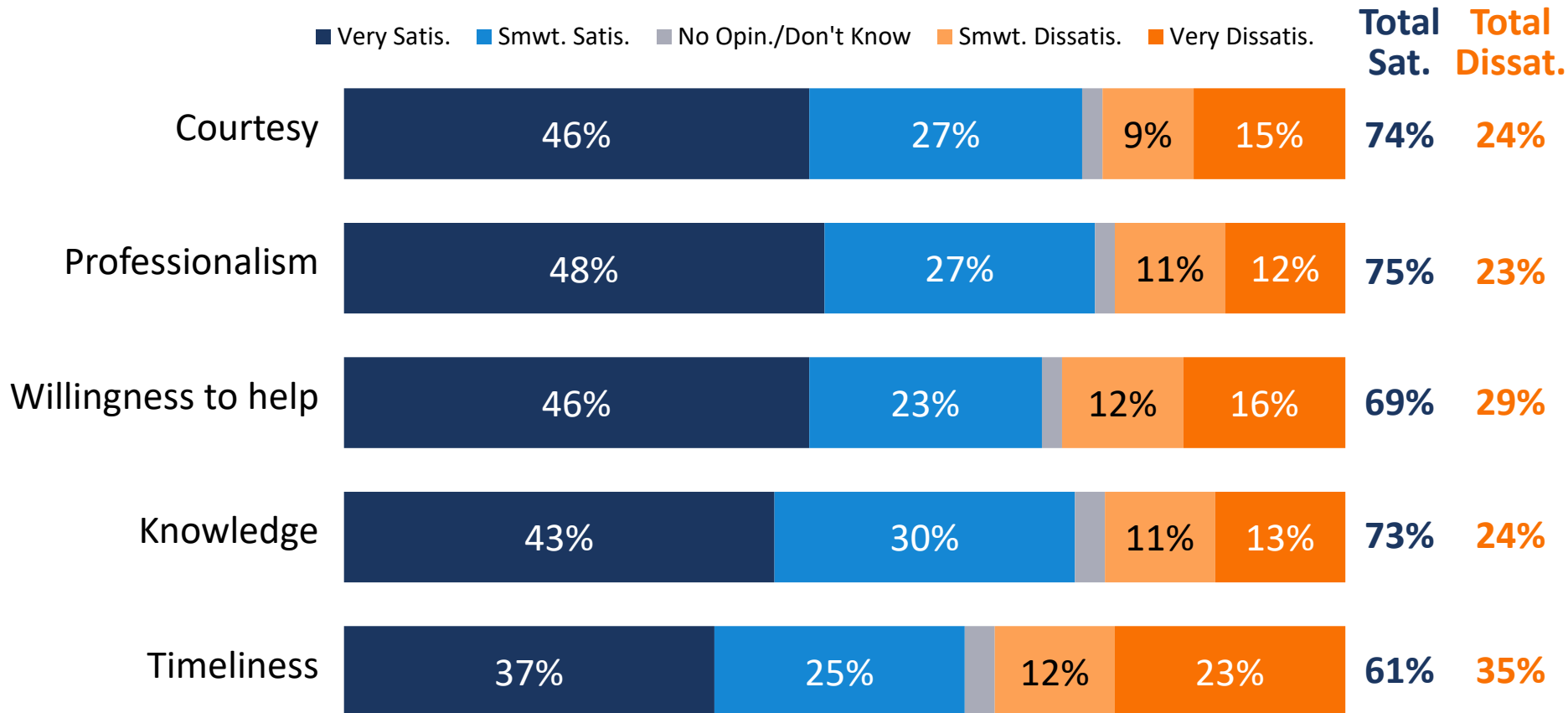
They should have been more thorough.

My interactions with the county sheriffs only illustrate the absolute contempt the sheriff's office feels towards the citizens they are "serving."

Efficacy, follow through, direct help, less hold time.

On the whole, those with County contact were broadly satisfied with the courtesy, professionalism, and willingness to help of the departments they reached.

Generally speaking, please tell me how you rate the following aspects of the service provided by the County departments you have dealt with: very satisfied, somewhat satisfied, somewhat dissatisfied, or very dissatisfied.





Conclusions

Conclusions

- County residents are generally dissatisfied with the direction of the area – a trend common to urban West Coast communities grappling with homelessness and affordability challenges.
- Overall, homelessness is the top concern facing residents: more than half see it as the top issue they want the County to act on, and more than four in five are dissatisfied with the County’s work preventing homelessness. On average, they would allocate a greater proportion of the county budget to this issue than anything besides public safety.
- Mental health services and provision of affordable housing for low- and moderate-income residents are also items that residents believe are very important to Sacramento County’s quality of life, but where they are less satisfied with the impact of County services.
- Most say they don’t follow the budget very closely, and many do not know whether the County expects a surplus or deficit. Among those with an opinion, though, more believe there is a deficit than a surplus, and in principle, three in five believe the County has at least “some need” for new funding.
- Customer service ratings are high, with broad satisfaction on courtesy, professionalism, willingness to help, knowledge and timeliness among those reporting an interaction with a County department in the last two years.

**For more information,
contact:**



**OPINION
RESEARCH
& STRATEGY**

1999 Harrison St., Suite 2020
Oakland, CA 94612
Phone (510) 451-9521
Fax (510) 451-0384

Dave Metz

Dave@FM3research.com

Miranda Everitt

Miranda@FM3research.com



Appendix

Problem Seriousness by Gender and Age

(Extremely/Very Serious Problem)

Issue	All Residents	Gender		Age					
		Men	Women	18-29	30-39	40-49	50-64	65-74	75+
Homelessness	93%	91%	96%	92%	93%	96%	96%	94%	82%
The cost of housing	78%	72%	84%	87%	80%	78%	78%	78%	62%
The economic impact of the coronavirus	68%	67%	70%	66%	72%	65%	73%	68%	65%
Drought	66%	65%	68%	59%	65%	62%	71%	80%	68%
Crime	64%	62%	67%	51%	69%	59%	73%	63%	63%
Government waste and mismanagement	63%	62%	64%	50%	66%	67%	66%	64%	67%
The cost of healthcare	63%	58%	67%	68%	65%	58%	65%	62%	57%
The condition of streets and roads	57%	57%	58%	52%	61%	46%	59%	69%	62%
The public health impact of the coronavirus	55%	49%	59%	61%	52%	39%	62%	57%	55%
Climate change	53%	47%	57%	61%	49%	45%	50%	63%	51%
Traffic	50%	52%	49%	39%	54%	44%	55%	52%	60%
Jobs and unemployment	50%	47%	54%	58%	57%	37%	51%	44%	50%
Illegal dumping	48%	48%	49%	42%	50%	44%	56%	41%	50%
The quality of our air	39%	35%	43%	42%	37%	36%	38%	51%	37%
Availability of safe drinking water	37%	36%	37%	34%	39%	35%	39%	35%	31%
Blight and abandoned buildings	35%	33%	38%	30%	36%	34%	39%	36%	34%

Q3. I'd like to read you a brief list of issues that could be problems for people living in Sacramento County. Please tell me whether you personally consider it to be an extremely serious problem, a very serious problem, a somewhat serious problem, or a not too serious problem at all for people living in Sacramento County.

Problem Seriousness by City or Town

(Extremely/Very Serious Problem)

Issue	All Residents	City/Area						
		Sacto.	Citrus Heights	Elk Gove	Folsom	*Galt	*Rancho Cordova	Unincorp.
Homelessness	93%	95%	91%	92%	88%	100%	91%	93%
The cost of housing	78%	81%	74%	77%	74%	63%	70%	79%
The economic impact of the coronavirus	68%	71%	62%	73%	65%	57%	50%	68%
Drought	66%	70%	70%	63%	74%	26%	62%	64%
Crime	64%	64%	60%	59%	57%	100%	65%	65%
Government waste and mismanagement	63%	64%	76%	53%	56%	100%	60%	63%
The cost of healthcare	63%	65%	67%	67%	56%	57%	74%	60%
The condition of streets and roads	57%	53%	59%	43%	46%	90%	62%	64%
The public health impact of the coronavirus	55%	60%	44%	63%	49%	40%	56%	51%
Climate change	53%	59%	46%	50%	54%	13%	58%	50%
Traffic	50%	54%	41%	48%	52%	76%	43%	48%
Jobs and unemployment	50%	51%	42%	60%	51%	22%	50%	49%
Illegal dumping	48%	47%	55%	44%	34%	74%	52%	49%
The quality of our air	39%	41%	41%	36%	37%	43%	41%	38%
Availability of safe drinking water	37%	42%	28%	34%	33%	43%	38%	34%
Blight and abandoned buildings	35%	38%	35%	21%	40%	50%	39%	36%

Q3. I'd like to read you a brief list of issues that could be problems for people living in Sacramento County. Please tell me whether you personally consider it to be an extremely serious problem, a very serious problem, a somewhat serious problem, or a not too serious problem at all for people living in Sacramento County. *Small Subsamples

Problem Seriousness by Household Income

(Extremely/Very Serious Problem)

Issue	All Residents	Household Income			
		<\$50,000	\$50,000-\$100,000	\$100,000-\$150,000	\$150,000+
Homelessness	93%	95%	93%	96%	92%
The cost of housing	78%	85%	80%	82%	69%
The economic impact of the coronavirus	68%	74%	65%	65%	69%
Drought	66%	70%	70%	68%	58%
Crime	64%	62%	60%	70%	62%
Government waste and mismanagement	63%	64%	62%	61%	63%
The cost of healthcare	63%	67%	62%	61%	56%
The condition of streets and roads	57%	60%	53%	60%	49%
The public health impact of the coronavirus	55%	67%	52%	46%	54%
Climate change	53%	59%	53%	55%	45%
Traffic	50%	51%	46%	61%	40%
Jobs and unemployment	50%	65%	48%	46%	34%
Illegal dumping	48%	50%	44%	50%	49%
The quality of our air	39%	52%	34%	40%	31%
Availability of safe drinking water	37%	45%	33%	40%	25%
Blight and abandoned buildings	35%	39%	32%	37%	29%

Q3. I'd like to read you a brief list of issues that could be problems for people living in Sacramento County. Please tell me whether you personally consider it to be an extremely serious problem, a very serious problem, a somewhat serious problem, or a not too serious problem at all for people living in Sacramento County.

Broad majorities of residents in each supervisorial district value similar aspects.

(Extremely/Very Important)

Aspect	All Residents	Board of Supervisors				
		1	2	3	4	5
Has low levels of homelessness	91%	90%	94%	89%	88%	91%
Prevention of child abuse and neglect	88%	86%	89%	90%	86%	90%
A reliable supply of clean water	87%	90%	81%	87%	86%	92%
Low levels of crime	87%	84%	87%	80%	94%	89%
Enough good, well-paying jobs for local residents	85%	86%	87%	80%	83%	87%
Elections administered fairly and transparently	83%	79%	79%	87%	88%	85%
Adequate protections for vulnerable children and seniors	82%	84%	82%	87%	81%	79%
Accessible mental health services	81%	86%	78%	79%	82%	80%
Has housing affordable to low- and middle-income families	79%	84%	87%	80%	69%	75%
Prepared for public health emergencies	79%	84%	78%	77%	74%	83%
Prepared for natural disasters and emergencies	78%	79%	79%	73%	79%	81%
Well-maintained streets and roads	78%	80%	72%	84%	79%	76%

Q7. I am going to read you a list of aspects of life in Sacramento County. Please tell me, in your opinion, how important each one is to making it a good place to live: extremely important, very important, somewhat important, or not too important. If you have no opinion, you can tell me that too.

Low levels of incarceration is slightly more valued in Districts 1 and 2.

(Extremely/Very Important)

Aspect	All Residents	Board of Supervisors				
		1	2	3	4	5
Low levels of drug abuse and addiction	77%	78%	82%	76%	80%	69%
Has seniors who are physically and mentally healthy and safe	77%	73%	75%	74%	79%	81%
Properties that are clean, well-maintained, and safe	77%	75%	80%	74%	79%	74%
Growth and development is carefully planned and managed	74%	71%	72%	74%	75%	77%
Prompt waste disposal and recycling pickup	73%	67%	78%	71%	74%	75%
Well-maintained parks and recreation areas	73%	74%	74%	70%	74%	70%
Low levels of air pollution	67%	72%	64%	62%	63%	72%
A wide variety of local businesses	67%	69%	69%	65%	63%	70%
Prepared for climate change	58%	65%	60%	54%	53%	60%
Humanely cares for stray and neglected animals	57%	60%	54%	65%	56%	52%
Low levels of incarceration	52%	57%	58%	47%	50%	46%
Well-maintained and convenient library buildings	51%	57%	57%	51%	42%	48%
Adequate retail and shopping opportunities	44%	40%	46%	44%	45%	43%

Q7. I am going to read you a list of aspects of life in Sacramento County. Please tell me, in your opinion, how important each one is to making it a good place to live: extremely important, very important, somewhat important, or not too important. If you have no opinion, you can tell me that too.

Residents of color assign a higher value to housing affordable to low- and middle-income families.

(Extremely/Very Important)

Aspect	All Residents	Race/Ethnicity				
		White Residents	Latino Residents	African American Residents	Asian/Pacific Islander Residents	All Residents of Color
Has low levels of homelessness	91%	91%	93%	95%	88%	92%
Prevention of child abuse and neglect	88%	86%	93%	91%	88%	91%
A reliable supply of clean water	87%	85%	88%	94%	89%	89%
Low levels of crime	87%	86%	86%	89%	92%	89%
Enough good, well-paying jobs for local residents	85%	81%	89%	83%	89%	88%
Elections administered fairly and transparently	83%	86%	80%	76%	83%	81%
Adequate protections for vulnerable children and seniors	82%	82%	84%	91%	78%	84%
Accessible mental health services	81%	81%	83%	83%	78%	82%
Has housing affordable to low- and middle-income families	79%	71%	84%	94%	87%	86%
Prepared for public health emergencies	79%	77%	83%	90%	80%	82%
Prepared for natural disasters and emergencies	78%	75%	81%	90%	79%	82%
Well-maintained streets and roads	78%	77%	80%	78%	77%	79%

Q7. I am going to read you a list of aspects of life in Sacramento County. Please tell me, in your opinion, how important each one is to making it a good place to live: extremely important, very important, somewhat important, or not too important. If you have no opinion, you can tell me that too.

They also value climate change preparation more.

(Extremely/Very Important)

Aspect	All Residents	Race/Ethnicity				
		White Residents	Latino Residents	African American Residents	Asian/Pacific Islander Residents	All Residents of Color
Low levels of drug abuse and addiction	77%	77%	76%	85%	77%	78%
Has seniors who are physically and mentally healthy and safe	77%	75%	76%	85%	77%	79%
Properties that are clean, well-maintained, and safe	77%	74%	73%	86%	83%	79%
Growth and development is carefully planned and managed	74%	70%	79%	77%	76%	77%
Prompt waste disposal and recycling pickup	73%	73%	69%	76%	81%	74%
Well-maintained parks and recreation areas	73%	70%	73%	84%	73%	75%
Low levels of air pollution	67%	63%	71%	80%	66%	71%
A wide variety of local businesses	67%	65%	70%	76%	72%	70%
Prepared for climate change	58%	52%	62%	76%	72%	66%
Humanely cares for stray and neglected animals	57%	57%	63%	57%	51%	58%
Low levels of incarceration	52%	44%	59%	58%	61%	59%
Well-maintained and convenient library buildings	51%	42%	61%	65%	54%	59%
Adequate retail and shopping opportunities	44%	41%	43%	54%	46%	46%

Q7. I am going to read you a list of aspects of life in Sacramento County. Please tell me, in your opinion, how important each one is to making it a good place to live: extremely important, very important, somewhat important, or not too important. If you have no opinion, you can tell me that too.

Accessible mental health services are slightly more important to those in multilingual homes.

(Extremely/Very Important)

Aspect	All Res.	Language Other than English Spoken at Home		Tie to Homelessness		Residence	
		Yes	No	Yes	No	Homeowners	Renters
Has low levels of homelessness	91%	93%	90%	92%	90%	90%	91%
Prevention of child abuse and neglect	88%	87%	89%	91%	87%	88%	89%
A reliable supply of clean water	87%	85%	88%	89%	87%	87%	88%
Low levels of crime	87%	87%	87%	85%	88%	89%	84%
Enough good, well-paying jobs for local residents	85%	87%	84%	87%	83%	81%	90%
Elections administered fairly and transparently	83%	82%	84%	84%	84%	85%	81%
Adequate protections for vulnerable children and seniors	82%	80%	84%	87%	80%	82%	84%
Accessible mental health services	81%	77%	83%	84%	79%	79%	85%
Has housing affordable to low- and middle-income families	79%	85%	77%	87%	74%	72%	89%
Prepared for public health emergencies	79%	81%	79%	80%	80%	78%	83%
Prepared for natural disasters and emergencies	78%	78%	79%	80%	77%	76%	82%
Well-maintained streets and roads	78%	78%	78%	78%	78%	81%	75%

Q7. I am going to read you a list of aspects of life in Sacramento County. Please tell me, in your opinion, how important each one is to making it a good place to live: extremely important, very important, somewhat important, or not too important. If you have no opinion, you can tell me that too.

Other priorities are similar across languages and ties to homelessness and homeownership.

(Extremely/Very Important)

Aspect	All Res.	Language Other than English Spoken at Home		Tie to Homelessness		Residence	
		Yes	No	Yes	No	Homeowners	Renters
Low levels of drug abuse and addiction	77%	77%	77%	78%	76%	77%	79%
Has seniors who are physically and mentally healthy and safe	77%	76%	77%	80%	75%	75%	79%
Properties that are clean, well-maintained, and safe	77%	81%	75%	76%	77%	78%	78%
Growth and development is carefully planned and managed	74%	73%	74%	74%	74%	76%	72%
Prompt waste disposal and recycling pickup	73%	72%	74%	72%	74%	72%	77%
Well-maintained parks and recreation areas	73%	71%	73%	73%	72%	74%	73%
Low levels of air pollution	67%	67%	66%	69%	66%	65%	69%
A wide variety of local businesses	67%	67%	67%	67%	68%	67%	69%
Prepared for climate change	58%	65%	56%	62%	57%	56%	64%
Humanely cares for stray and neglected animals	57%	60%	56%	60%	56%	53%	63%
Low levels of incarceration	52%	57%	50%	53%	51%	49%	56%
Well-maintained and convenient library buildings	51%	55%	50%	57%	48%	49%	56%
Adequate retail and shopping opportunities	44%	45%	43%	41%	46%	44%	43%

Q7. I am going to read you a list of aspects of life in Sacramento County. Please tell me, in your opinion, how important each one is to making it a good place to live: extremely important, very important, somewhat important, or not too important. If you have no opinion, you can tell me that too.

Quality of Life Aspects by Gender and Age

(Extremely/Very Important)

Aspect	All Residents	Gender		Age					
		Men	Women	18-29	30-39	40-49	50-64	65-74	75+
Has low levels of homelessness	91%	89%	92%	89%	89%	93%	93%	90%	89%
Prevention of child abuse and neglect	88%	85%	92%	90%	90%	86%	88%	88%	85%
A reliable supply of clean water	87%	85%	89%	91%	84%	82%	88%	87%	92%
Low levels of crime	87%	85%	89%	80%	83%	93%	90%	93%	86%
Enough good, well-paying jobs for local residents	85%	82%	87%	93%	84%	88%	84%	81%	72%
Elections administered fairly and transparently	83%	82%	84%	79%	84%	85%	85%	89%	79%
Adequate protections for vulnerable children and seniors	82%	77%	88%	79%	81%	81%	84%	90%	81%
Accessible mental health services	81%	75%	86%	80%	84%	79%	81%	80%	86%
Has housing affordable to low- and middle-income families	79%	72%	85%	87%	78%	73%	74%	86%	72%
Prepared for public health emergencies	79%	74%	84%	83%	78%	74%	81%	85%	78%
Prepared for natural disasters and emergencies	78%	72%	83%	78%	74%	80%	80%	82%	73%
Well-maintained streets and roads	78%	77%	80%	75%	79%	70%	84%	86%	73%

Q7. I am going to read you a list of aspects of life in Sacramento County. Please tell me, in your opinion, how important each one is to making it a good place to live: extremely important, very important, somewhat important, or not too important. If you have no opinion, you can tell me that too.

Quality of Life Aspects by Gender and Age, Continued

(Extremely/Very Important)

Aspect	All Residents	Gender		Age					
		Men	Women	18-29	30-39	40-49	50-64	65-74	75+
Low levels of drug abuse and addiction	77%	72%	83%	74%	78%	75%	77%	82%	82%
Has seniors who are physically and mentally healthy and safe	77%	72%	82%	74%	77%	68%	82%	84%	74%
Properties that are clean, well-maintained, and safe	77%	74%	79%	76%	76%	71%	79%	77%	80%
Growth and development is carefully planned and managed	74%	73%	75%	70%	74%	69%	82%	75%	64%
Prompt waste disposal and recycling pickup	73%	71%	74%	73%	71%	74%	76%	77%	73%
Well-maintained parks and recreation areas	73%	69%	75%	72%	75%	74%	75%	74%	60%
Low levels of air pollution	67%	61%	71%	73%	60%	60%	67%	75%	70%
A wide variety of local businesses	67%	65%	70%	70%	70%	66%	67%	69%	63%
Prepared for climate change	58%	54%	62%	65%	58%	56%	54%	65%	52%
Humanely cares for stray and neglected animals	57%	52%	62%	67%	55%	54%	56%	59%	46%
Low levels of incarceration	52%	46%	56%	64%	45%	49%	47%	51%	58%
Well-maintained and convenient library buildings	51%	48%	54%	58%	50%	46%	53%	57%	40%
Adequate retail and shopping opportunities	44%	42%	46%	36%	44%	35%	53%	52%	44%

Q7. I am going to read you a list of aspects of life in Sacramento County. Please tell me, in your opinion, how important each one is to making it a good place to live: extremely important, very important, somewhat important, or not too important. If you have no opinion, you can tell me that too.

Quality of Life Aspects by City/Area

(Extremely/Very Important)

Aspect	All Residents	City/Town						
		Sacto.	Citrus Heights	Elk Gove	Folsom	*Galt	*Rancho Cordova	Unincorp.
Has low levels of homelessness	91%	92%	90%	91%	88%	90%	94%	89%
Prevention of child abuse and neglect	88%	88%	93%	90%	80%	97%	90%	88%
A reliable supply of clean water	87%	87%	82%	94%	90%	96%	87%	86%
Low levels of crime	87%	84%	91%	89%	95%	100%	83%	86%
Enough good, well-paying jobs for local residents	85%	86%	81%	88%	89%	93%	82%	83%
Elections administered fairly and transparently	83%	81%	83%	84%	91%	100%	81%	84%
Adequate protections for vulnerable children and seniors	82%	83%	84%	79%	76%	76%	79%	85%
Accessible mental health services	81%	81%	86%	77%	82%	73%	87%	80%
Has housing affordable to low- and middle-income families	79%	85%	71%	77%	72%	49%	84%	77%
Prepared for public health emergencies	79%	79%	69%	86%	78%	73%	84%	79%
Prepared for natural disasters and emergencies	78%	78%	77%	79%	83%	87%	86%	76%
Well-maintained streets and roads	78%	77%	76%	74%	87%	91%	73%	79%

Quality of Life Aspects by City/Area, Continued

(Extremely/Very Important)

Aspect	All Residents	City/Town						
		Sacto.	Citrus Heights	Elk Gove	Folsom	*Galt	*Rancho Cordova	Unincorp.
Low levels of drug abuse and addiction	77%	79%	81%	73%	76%	63%	63%	78%
Has seniors who are physically and mentally healthy and safe	77%	72%	82%	81%	75%	76%	86%	78%
Properties that are clean, well-maintained, and safe	77%	75%	78%	75%	81%	86%	65%	78%
Growth and development is carefully planned and managed	74%	71%	81%	79%	77%	77%	64%	74%
Prompt waste disposal and recycling pickup	73%	71%	79%	77%	70%	83%	58%	74%
Well-maintained parks and recreation areas	73%	74%	79%	68%	78%	79%	73%	70%
Low levels of air pollution	67%	70%	55%	74%	72%	52%	81%	61%
A wide variety of local businesses	67%	67%	64%	71%	63%	96%	63%	66%
Prepared for climate change	58%	62%	52%	68%	58%	24%	58%	55%
Humanely cares for stray and neglected animals	57%	58%	61%	50%	54%	46%	63%	60%
Low levels of incarceration	52%	58%	52%	43%	49%	20%	67%	49%
Well-maintained and convenient library buildings	51%	57%	44%	46%	42%	63%	47%	50%
Adequate retail and shopping opportunities	44%	43%	49%	42%	40%	47%	62%	42%

Q7. I am going to read you a list of aspects of life in Sacramento County. Please tell me, in your opinion, how important each one is to making it a good place to live: extremely important, very important, somewhat important, or not too important. If you have no opinion, you can tell me that too. *Small Subsample

Aspects of Quality of Life by Household Income

(Extremely/Very Important)

Aspect	All Residents	Household Income			
		<\$50,000	\$50,000-\$100,000	\$100,000-\$150,000	\$150,000+
Has low levels of homelessness	91%	95%	89%	91%	88%
Prevention of child abuse and neglect	88%	90%	89%	86%	85%
A reliable supply of clean water	87%	90%	86%	89%	83%
Low levels of crime	87%	84%	87%	85%	89%
Enough good, well-paying jobs for local residents	85%	88%	83%	88%	82%
Elections administered fairly and transparently	83%	81%	87%	83%	83%
Adequate protections for vulnerable children and seniors	82%	85%	82%	80%	81%
Accessible mental health services	81%	84%	80%	78%	81%
Has housing affordable to low- and middle-income families	79%	92%	78%	76%	67%
Prepared for public health emergencies	79%	80%	78%	79%	78%
Prepared for natural disasters and emergencies	78%	80%	76%	83%	76%
Well-maintained streets and roads	78%	77%	76%	86%	72%

Q7. I am going to read you a list of aspects of life in Sacramento County. Please tell me, in your opinion, how important each one is to making it a good place to live: extremely important, very important, somewhat important, or not too important. If you have no opinion, you can tell me that too.

Aspects of Quality of Life by Household Income, Continued

(Extremely/Very Important)

Aspect	All Residents	Household Income			
		<\$50,000	\$50,000-\$100,000	\$100,000-\$150,000	\$150,000+
Low levels of drug abuse and addiction	77%	79%	75%	77%	74%
Has seniors who are physically and mentally healthy and safe	77%	79%	79%	74%	73%
Properties that are clean, well-maintained, and safe	77%	78%	73%	78%	74%
Growth and development is carefully planned and managed	74%	71%	72%	83%	75%
Prompt waste disposal and recycling pickup	73%	71%	76%	76%	70%
Well-maintained parks and recreation areas	73%	71%	68%	81%	75%
Low levels of air pollution	67%	71%	64%	68%	62%
A wide variety of local businesses	67%	66%	65%	70%	68%
Prepared for climate change	58%	60%	59%	57%	56%
Humanely cares for stray and neglected animals	57%	63%	58%	61%	46%
Low levels of incarceration	52%	58%	52%	51%	49%
Well-maintained and convenient library buildings	51%	60%	48%	53%	42%
Adequate retail and shopping opportunities	44%	45%	39%	46%	49%

Q7. I am going to read you a list of aspects of life in Sacramento County. Please tell me, in your opinion, how important each one is to making it a good place to live: extremely important, very important, somewhat important, or not too important. If you have no opinion, you can tell me that too.

Satisfaction with parks and recreation is slightly higher in District 5.

(Total Satisfied)

Service/Program	All Residents	Board of Supervisors				
		1	2	3	4	5
Providing waste disposal and recycling services	73%	72%	74%	74%	72%	70%
Providing a reliable supply of clean water	69%	65%	70%	70%	71%	68%
Maintaining County parks and recreation areas	65%	59%	68%	63%	65%	71%
Maintaining library buildings	59%	59%	65%	54%	56%	58%
Administering elections	57%	62%	57%	58%	54%	52%
Providing humane animal care and control services	55%	49%	58%	53%	57%	57%
Preparing for public health emergencies	50%	55%	50%	46%	50%	49%
Preparing for natural disasters and emergencies	49%	49%	51%	45%	52%	47%
Providing sheriff's patrols	47%	48%	47%	44%	49%	47%
Encouraging retail businesses	44%	48%	53%	33%	42%	45%
Attracting and retaining local businesses	44%	45%	50%	38%	45%	43%
Maintaining County streets and roads	42%	43%	48%	35%	41%	41%

Q8. I am going to mention some services and programs that Sacramento County provides. I would like you to tell me how satisfied you are personally with the job being done by the County in providing that program or service: very satisfied, somewhat satisfied, somewhat dissatisfied, or very dissatisfied. If you have no opinion or don't know about a service I mention to you, you can tell me that too.

Satisfaction ratings on mental health service provision are slightly higher in District 2.

(Total Satisfied)

Service/Program	All Residents	Board of Supervisors				
		1	2	3	4	5
Providing senior services	40%	38%	44%	34%	46%	38%
Encouraging job creation	40%	40%	49%	30%	42%	38%
Planning for careful growth and development	40%	41%	42%	33%	40%	41%
Providing child and adult protective services	39%	38%	45%	33%	46%	34%
Planning to address the impacts of climate change	37%	39%	45%	33%	33%	36%
Preventing child abuse and neglect	34%	34%	37%	27%	35%	33%
Providing alternatives to jail and prison for less-serious crimes	30%	26%	37%	35%	30%	22%
Providing drug use treatment and prevention programs	30%	30%	35%	27%	30%	27%
Providing mental health services	29%	26%	39%	27%	28%	25%
Enforcing nuisance codes	29%	26%	36%	25%	29%	27%
Creating housing affordable to low- and middle-income families	27%	22%	30%	24%	34%	25%
Monitoring people on probation	25%	27%	32%	18%	24%	24%
Preventing homelessness	14%	16%	18%	12%	13%	12%

Q8. I am going to mention some services and programs that Sacramento County provides. I would like you to tell me how satisfied you are personally with the job being done by the County in providing that program or service: very satisfied, somewhat satisfied, somewhat dissatisfied, or very dissatisfied. If you have no opinion or don't know about a service I mention to you, you can tell me that too.

Satisfaction ratings are similar among white residents and residents of color.

(Total Satisfied)

Service/Program	All Residents	Race/Ethnicity				
		White Residents	Latino Residents	African American Residents	Asian/Pacific Islander Residents	All Residents of Color
Providing waste disposal and recycling services	73%	74%	78%	67%	74%	72%
Providing a reliable supply of clean water	69%	69%	72%	52%	73%	69%
Maintaining County parks and recreation areas	65%	66%	61%	65%	71%	65%
Maintaining library buildings	59%	56%	58%	64%	65%	61%
Administering elections	57%	55%	60%	62%	63%	59%
Providing humane animal care and control services	55%	55%	55%	59%	57%	56%
Preparing for public health emergencies	50%	48%	58%	43%	55%	52%
Preparing for natural disasters and emergencies	49%	48%	57%	52%	46%	51%
Providing sheriff's patrols	47%	45%	52%	54%	53%	50%
Encouraging retail businesses	44%	37%	58%	52%	54%	52%
Attracting and retaining local businesses	44%	40%	55%	52%	49%	50%
Maintaining County streets and roads	42%	37%	46%	46%	53%	47%

Q8. I am going to mention some services and programs that Sacramento County provides. I would like you to tell me how satisfied you are personally with the job being done by the County in providing that program or service: very satisfied, somewhat satisfied, somewhat dissatisfied, or very dissatisfied. If you have no opinion or don't know about a service I mention to you, you can tell me that too.

Latino residents are more satisfied with how the County is managing jobs and growth.

(Total Satisfied)

Service/Program	All Residents	Race/Ethnicity				
		White Residents	Latino Residents	African American Residents	Asian/Pacific Islander Residents	All Residents of Color
Providing senior services	40%	37%	39%	43%	52%	43%
Encouraging job creation	40%	36%	51%	38%	46%	44%
Planning for careful growth and development	40%	35%	52%	38%	48%	44%
Providing child and adult protective services	39%	37%	49%	38%	40%	43%
Planning to address the impacts of climate change	37%	35%	47%	34%	41%	39%
Preventing child abuse and neglect	34%	28%	39%	32%	44%	38%
Providing alternatives to jail and prison for less-serious crimes	30%	27%	38%	21%	33%	33%
Providing drug use treatment and prevention programs	30%	23%	42%	30%	35%	35%
Providing mental health services	29%	24%	37%	30%	36%	34%
Enforcing nuisance codes	29%	26%	35%	25%	37%	32%
Creating housing affordable to low- and middle-income families	27%	27%	32%	20%	27%	27%
Monitoring people on probation	25%	19%	33%	28%	34%	31%
Preventing homelessness	14%	8%	22%	17%	22%	19%

Q8. I am going to mention some services and programs that Sacramento County provides. I would like you to tell me how satisfied you are personally with the job being done by the County in providing that program or service: very satisfied, somewhat satisfied, somewhat dissatisfied, or very dissatisfied. If you have no opinion or don't know about a service I mention to you, you can tell me that too.

Monolingual households are less satisfied with road maintenance.

(Total Satisfied)

Service/Program	All Res.	Language Other than English Spoken at Home		Tie to Homelessness		Residence	
		Yes	No	Total Yes	Total No	Homeowners	Renters
Providing waste disposal and recycling services	73%	73%	73%	71%	74%	77%	67%
Providing a reliable supply of clean water	69%	72%	68%	65%	72%	72%	65%
Maintaining County parks and recreation areas	65%	66%	66%	63%	68%	67%	62%
Maintaining library buildings	59%	63%	57%	60%	58%	59%	58%
Administering elections	57%	60%	56%	57%	57%	58%	55%
Providing humane animal care and control services	55%	53%	56%	58%	54%	59%	50%
Preparing for public health emergencies	50%	55%	48%	48%	52%	53%	46%
Preparing for natural disasters and emergencies	49%	48%	50%	49%	50%	53%	43%
Providing sheriff's patrols	47%	50%	46%	42%	51%	47%	46%
Encouraging retail businesses	44%	49%	43%	42%	46%	45%	43%
Attracting and retaining local businesses	44%	50%	42%	43%	46%	44%	45%
Maintaining County streets and roads	42%	51%	39%	39%	44%	41%	43%

Q8. I am going to mention some services and programs that Sacramento County provides. I would like you to tell me how satisfied you are personally with the job being done by the County in providing that program or service: very satisfied, somewhat satisfied, somewhat dissatisfied, or very dissatisfied. If you have no opinion or don't know about a service I mention to you, you can tell me that too.

Those without a tie to homelessness directly are slightly more satisfied with affordable housing.

(Total Satisfied)

Service/Program	All Res.	Language Other than English Spoken at Home		Tie to Homelessness		Residence	
		Yes	No	Yes	No	Homeowners	Renters
Providing senior services	40%	46%	38%	39%	40%	41%	41%
Encouraging job creation	40%	45%	38%	40%	40%	39%	44%
Planning for careful growth and development	40%	46%	37%	37%	42%	43%	35%
Providing child and adult protective services	39%	43%	38%	38%	40%	40%	37%
Planning to address the impacts of climate change	37%	43%	35%	38%	36%	39%	34%
Preventing child abuse and neglect	34%	35%	33%	31%	35%	34%	31%
Providing alternatives to jail and prison for less-serious crimes	30%	35%	28%	30%	30%	30%	30%
Providing drug use treatment and prevention programs	30%	39%	26%	29%	30%	30%	29%
Providing mental health services	29%	37%	27%	30%	29%	27%	33%
Enforcing nuisance codes	29%	34%	27%	28%	30%	27%	31%
Creating housing affordable to low- and middle-income families	27%	33%	25%	21%	31%	30%	21%
Monitoring people on probation	25%	32%	23%	27%	25%	23%	28%
Preventing homelessness	14%	23%	12%	12%	16%	13%	16%

Q8. I am going to mention some services and programs that Sacramento County provides. I would like you to tell me how satisfied you are personally with the job being done by the County in providing that program or service: very satisfied, somewhat satisfied, somewhat dissatisfied, or very dissatisfied. If you have no opinion or don't know about a service I mention to you, you can tell me that too.

Satisfaction by Gender and Age

(Total Satisfied)

Service/Program	All Residents	Gender		Age					
		Men	Women	18-29	30-39	40-49	50-64	65-74	75+
Providing waste disposal and recycling services	73%	73%	74%	69%	71%	66%	77%	72%	84%
Providing a reliable supply of clean water	69%	72%	66%	68%	70%	66%	68%	65%	81%
Maintaining County parks and recreation areas	65%	66%	66%	63%	64%	63%	67%	67%	74%
Maintaining library buildings	59%	61%	57%	55%	53%	70%	58%	57%	63%
Administering elections	57%	59%	54%	56%	47%	56%	62%	62%	58%
Providing humane animal care and control services	55%	55%	57%	46%	52%	61%	62%	53%	63%
Preparing for public health emergencies	50%	55%	48%	42%	50%	50%	51%	53%	65%
Preparing for natural disasters and emergencies	49%	53%	47%	40%	48%	45%	55%	50%	63%
Providing sheriff's patrols	47%	48%	48%	43%	43%	52%	47%	50%	56%
Encouraging retail businesses	44%	46%	44%	45%	41%	44%	45%	41%	57%
Attracting and retaining local businesses	44%	45%	45%	46%	40%	44%	46%	39%	57%
Maintaining County streets and roads	42%	42%	42%	45%	41%	39%	41%	35%	52%

Q8. I am going to mention some services and programs that Sacramento County provides. I would like you to tell me how satisfied you are personally with the job being done by the County in providing that program or service: very satisfied, somewhat satisfied, somewhat dissatisfied, or very dissatisfied. If you have no opinion or don't know about a service I mention to you, you can tell me that too.

Satisfaction by Gender and Age, Continued

(Total Satisfied)

Service/Program	All Residents	Gender		Age					
		Men	Women	18-29	30-39	40-49	50-64	65-74	75+
Providing senior services	40%	44%	37%	38%	33%	39%	42%	46%	53%
Encouraging job creation	40%	41%	40%	35%	38%	48%	41%	37%	42%
Planning for careful growth and development	40%	44%	37%	36%	37%	39%	41%	36%	55%
Providing child and adult protective services	39%	46%	35%	33%	36%	40%	39%	48%	50%
Planning to address the impacts of climate change	37%	40%	36%	28%	31%	40%	41%	40%	49%
Preventing child abuse and neglect	34%	35%	33%	30%	32%	34%	36%	34%	38%
Providing alternatives to jail and prison for less-serious crimes	30%	36%	26%	26%	28%	28%	35%	28%	39%
Providing drug use treatment and prevention programs	30%	36%	24%	29%	29%	30%	28%	35%	35%
Providing mental health services	29%	34%	26%	32%	24%	27%	31%	28%	36%
Enforcing nuisance codes	29%	33%	27%	26%	30%	26%	35%	24%	33%
Creating housing affordable to low- and middle-income families	27%	34%	22%	21%	24%	23%	34%	26%	44%
Monitoring people on probation	25%	29%	23%	27%	34%	19%	26%	22%	24%
Preventing homelessness	14%	15%	14%	15%	10%	14%	15%	16%	17%

Q8. I am going to mention some services and programs that Sacramento County provides. I would like you to tell me how satisfied you are personally with the job being done by the County in providing that program or service: very satisfied, somewhat satisfied, somewhat dissatisfied, or very dissatisfied. If you have no opinion or don't know about a service I mention to you, you can tell me that too.

Satisfaction by City/Area

(Total Satisfied)

Service/Program	All Residents	City/Town						
		Sacto.	Citrus Heights	Elk Gove	Folsom	*Galt	*Rancho Cordova	Unincorp.
Providing waste disposal and recycling services	73%	72%	77%	75%	67%	50%	64%	74%
Providing a reliable supply of clean water	69%	66%	68%	74%	62%	40%	59%	73%
Maintaining County parks and recreation areas	65%	61%	65%	79%	58%	49%	61%	68%
Maintaining library buildings	59%	61%	53%	57%	55%	58%	58%	59%
Administering elections	57%	61%	46%	54%	68%	33%	48%	55%
Providing humane animal care and control services	55%	53%	55%	62%	55%	14%	62%	56%
Preparing for public health emergencies	50%	53%	47%	56%	48%	30%	40%	49%
Preparing for natural disasters and emergencies	49%	49%	50%	46%	50%	27%	47%	52%
Providing sheriff's patrols	47%	47%	53%	53%	44%	33%	43%	46%
Encouraging retail businesses	44%	50%	38%	52%	44%	30%	42%	39%
Attracting and retaining local businesses	44%	46%	42%	48%	47%	13%	40%	44%
Maintaining County streets and roads	42%	48%	43%	49%	47%	14%	36%	35%

Q8. I am going to mention some services and programs that Sacramento County provides. I would like you to tell me how satisfied you are personally with the job being done by the County in providing that program or service: very satisfied, somewhat satisfied, somewhat dissatisfied, or very dissatisfied. If you have no opinion or don't know about a service I mention to you, you can tell me that too. *Small Subsample

Satisfaction by City/Area, Continued

(Total Satisfied)

Service/Program	All Residents	City/Town						
		Sacto.	Citrus Heights	Elk Gove	Folsom	*Galt	*Rancho Cordova	Unincorp.
Providing senior services	40%	40%	45%	46%	42%	0%	41%	39%
Encouraging job creation	40%	45%	49%	36%	38%	26%	41%	36%
Planning for careful growth and development	40%	41%	45%	41%	30%	37%	44%	38%
Providing child and adult protective services	39%	41%	49%	35%	44%	33%	32%	38%
Planning to address the impacts of climate change	37%	41%	34%	40%	28%	13%	33%	37%
Preventing child abuse and neglect	34%	36%	38%	38%	27%	5%	37%	31%
Providing alternatives to jail and prison for less-serious crimes	30%	29%	36%	23%	22%	16%	17%	36%
Providing drug use treatment and prevention programs	30%	31%	33%	26%	28%	24%	27%	30%
Providing mental health services	29%	32%	29%	28%	25%	9%	26%	30%
Enforcing nuisance codes	29%	28%	33%	28%	23%	4%	29%	31%
Creating housing affordable to low- and middle-income families	27%	27%	32%	16%	37%	41%	40%	26%
Monitoring people on probation	25%	28%	18%	27%	20%	23%	23%	25%
Preventing homelessness	14%	16%	12%	9%	10%	13%	24%	14%

Q8. I am going to mention some services and programs that Sacramento County provides. I would like you to tell me how satisfied you are personally with the job being done by the County in providing that program or service: very satisfied, somewhat satisfied, somewhat dissatisfied, or very dissatisfied. If you have no opinion or don't know about a service I mention to you, you can tell me that too. *Small Subsample

Satisfaction by Household Income

(Total Satisfied)

Service/Program	All Residents	Household Income			
		<\$50,000	\$50,000-\$100,000	\$100,000-\$150,000	\$150,000+
Providing waste disposal and recycling services	73%	66%	77%	75%	71%
Providing a reliable supply of clean water	69%	60%	71%	72%	72%
Maintaining County parks and recreation areas	65%	60%	70%	71%	60%
Maintaining library buildings	59%	60%	57%	63%	54%
Administering elections	57%	51%	60%	62%	57%
Providing humane animal care and control services	55%	57%	56%	52%	56%
Preparing for public health emergencies	50%	41%	56%	52%	46%
Preparing for natural disasters and emergencies	49%	39%	57%	45%	48%
Providing sheriff's patrols	47%	45%	52%	47%	45%
Encouraging retail businesses	44%	42%	49%	45%	43%
Attracting and retaining local businesses	44%	48%	46%	42%	41%
Maintaining County streets and roads	42%	43%	45%	41%	38%

Q8. I am going to mention some services and programs that Sacramento County provides. I would like you to tell me how satisfied you are personally with the job being done by the County in providing that program or service: very satisfied, somewhat satisfied, somewhat dissatisfied, or very dissatisfied. If you have no opinion or don't know about a service I mention to you, you can tell me that too.

Satisfaction by Household Income, Continued

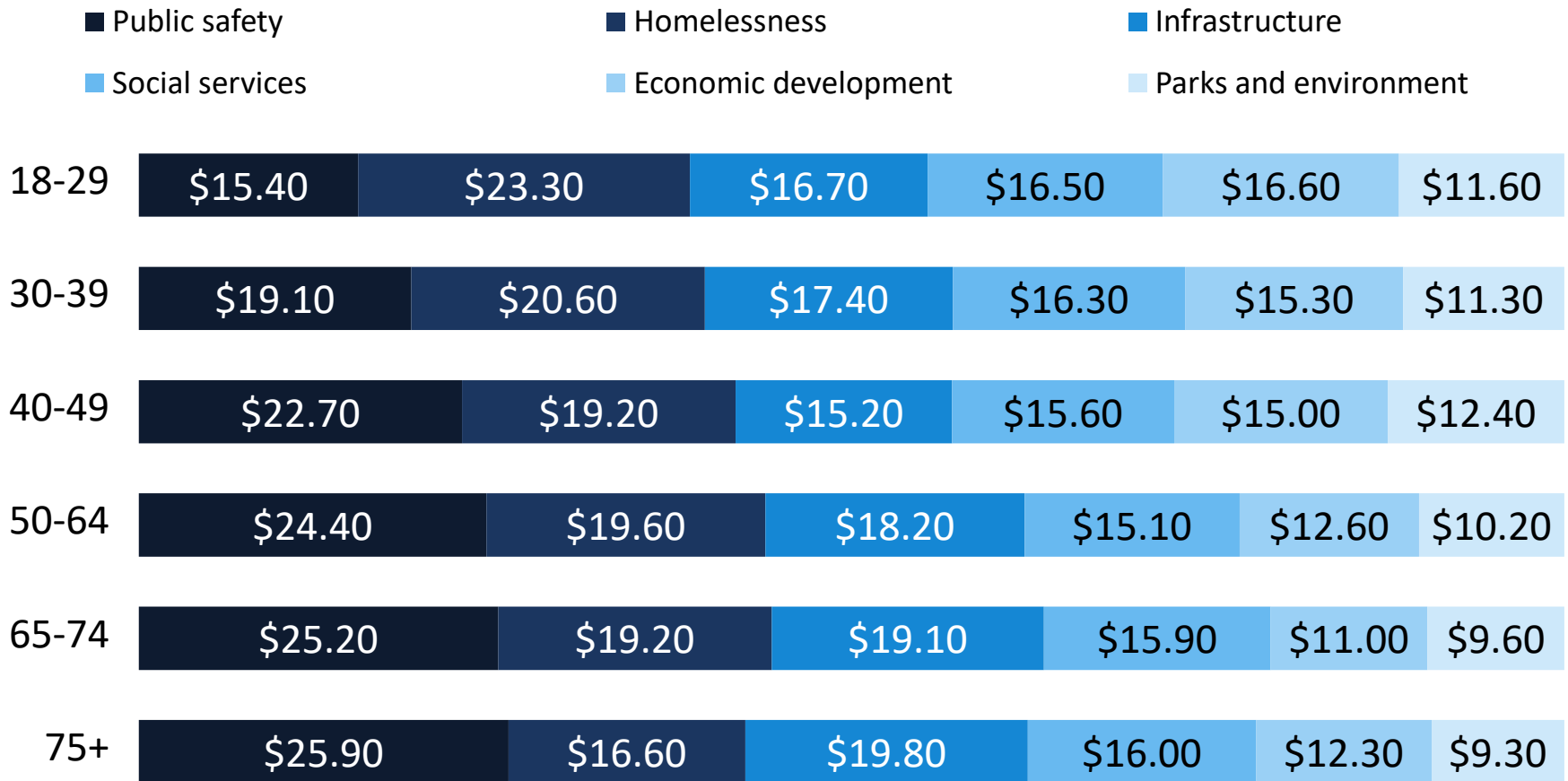
(Total Satisfied)

Service/Program	All Residents	Household Income			
		<\$50,000	\$50,000-\$100,000	\$100,000-\$150,000	\$150,000+
Providing senior services	40%	40%	42%	37%	38%
Encouraging job creation	40%	40%	45%	39%	40%
Planning for careful growth and development	40%	36%	41%	41%	40%
Providing child and adult protective services	39%	39%	39%	42%	39%
Planning to address the impacts of climate change	37%	43%	36%	38%	29%
Preventing child abuse and neglect	34%	34%	37%	30%	28%
Providing alternatives to jail and prison for less-serious crimes	30%	31%	33%	33%	22%
Providing drug use treatment and prevention programs	30%	34%	29%	36%	21%
Providing mental health services	29%	32%	29%	31%	23%
Enforcing nuisance codes	29%	31%	32%	30%	21%
Creating housing affordable to low- and middle-income families	27%	26%	23%	28%	32%
Monitoring people on probation	25%	27%	28%	22%	19%
Preventing homelessness	14%	16%	12%	15%	12%

Q8. I am going to mention some services and programs that Sacramento County provides. I would like you to tell me how satisfied you are personally with the job being done by the County in providing that program or service: very satisfied, somewhat satisfied, somewhat dissatisfied, or very dissatisfied. If you have no opinion or don't know about a service I mention to you, you can tell me that too.

Allocation of \$100 Budget by Age

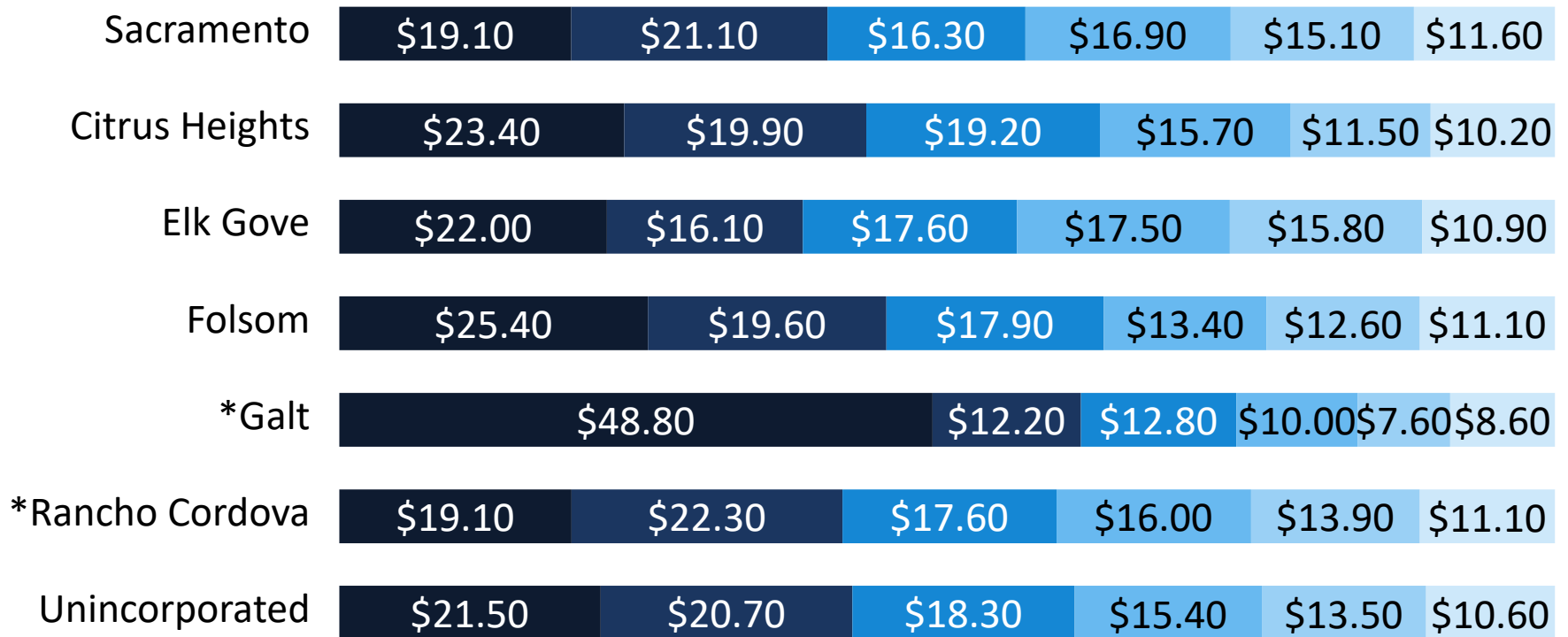
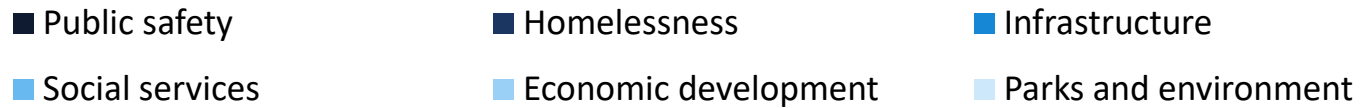
Allocation of \$100 Budget by Age



Q9. I am going to ask you to imagine you are in charge of the Sacramento County budget. I would like you to tell me how you would prioritize County spending for 6 broad areas. For this exercise, assume you have \$100 to spend. After I read you all 6 key areas, please tell me how many dollars out of \$100 you would spend on each, keeping in mind that the total must add up to \$100.

Allocation of \$100 Budget by City/Area

Allocation of \$100 Budget by City/Town

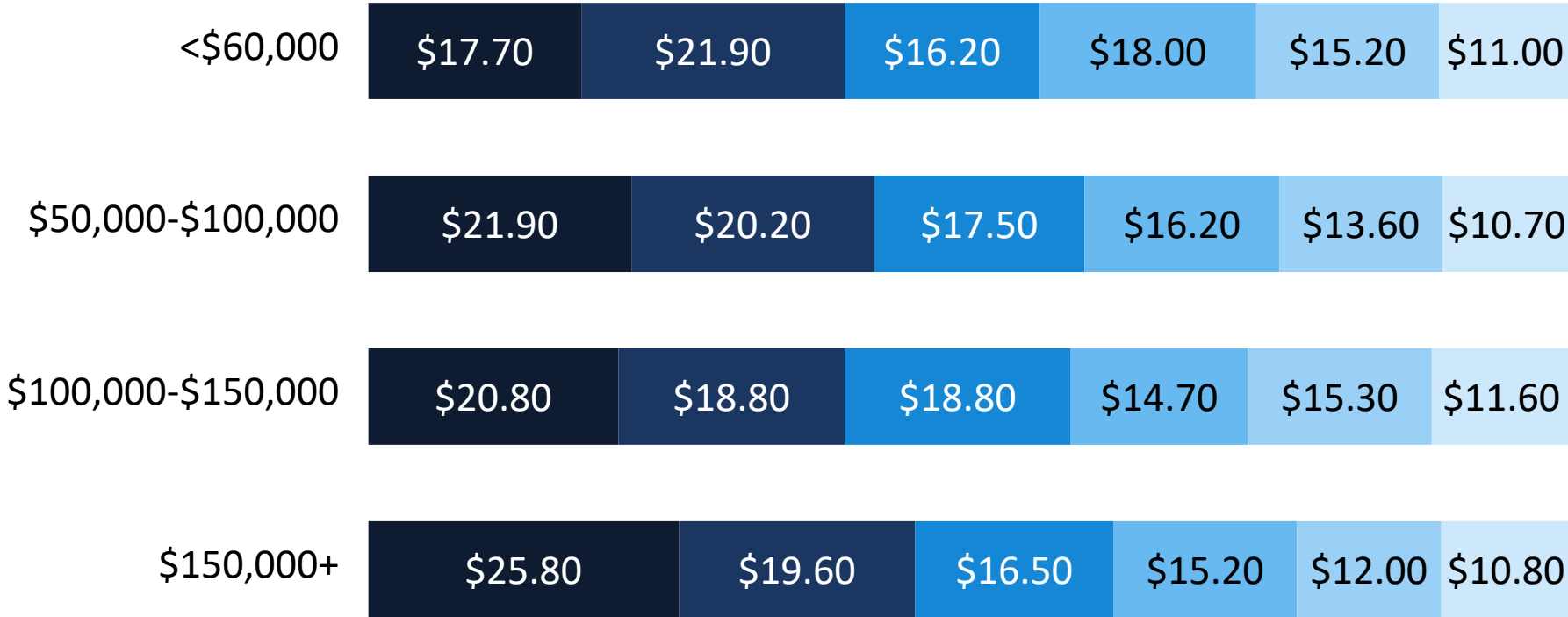


Q9. I am going to ask you to imagine you are in charge of the Sacramento County budget. I would like you to tell me how you would prioritize County spending for 6 broad areas. For this exercise, assume you have \$100 to spend. After I read you all 6 key areas, please tell me how many dollars out of \$100 you would spend on each, keeping in mind that the total must add up to \$100. *Small Subsample

Allocation of \$100 Budget by Household Income

Allocation of \$100 Budget by Household Income

- Public safety
- Homelessness
- Infrastructure
- Social services
- Economic development
- Parks and environment

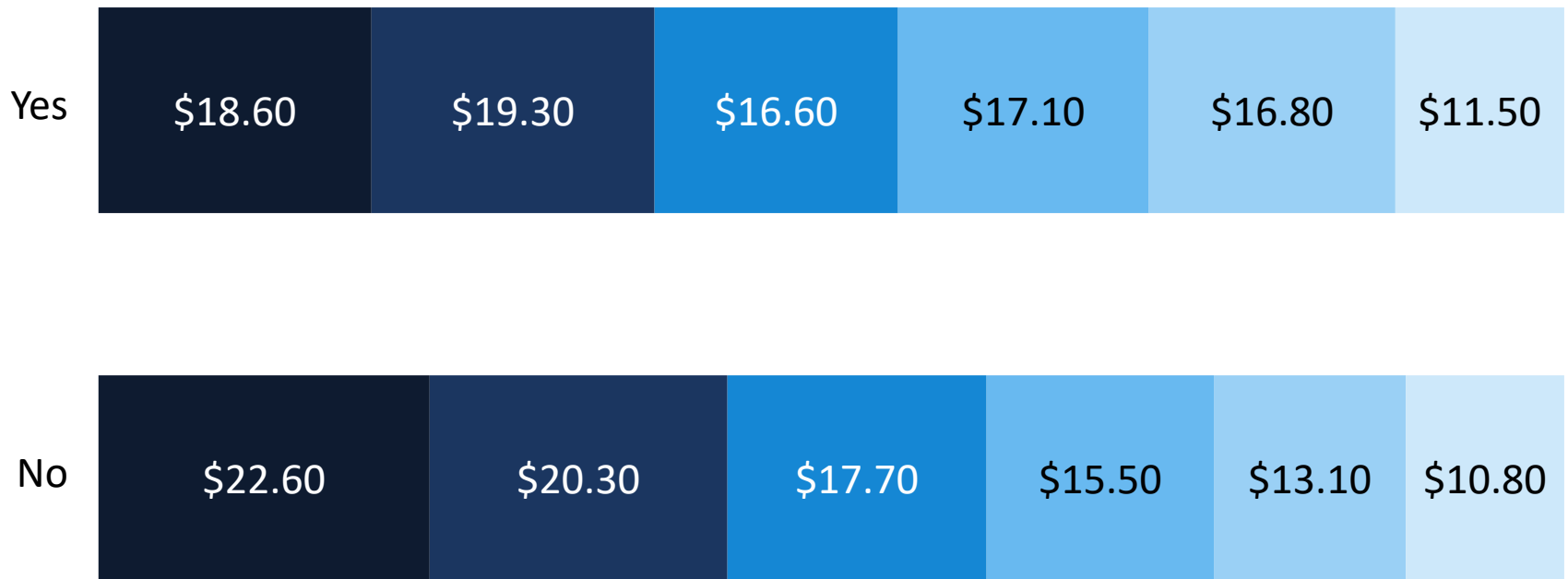


Q9. I am going to ask you to imagine you are in charge of the Sacramento County budget. I would like you to tell me how you would prioritize County spending for 6 broad areas. For this exercise, assume you have \$100 to spend. After I read you all 6 key areas, please tell me how many dollars out of \$100 you would spend on each, keeping in mind that the total must add up to \$100.

Allocation of \$100 Budget by Language Other Than English Spoken at Home

Allocation of \$100 Budget by Language Other Than English Spoken at Home

- Public safety
- Homelessness
- Infrastructure
- Social services
- Economic development
- Parks and environment



Q9. I am going to ask you to imagine you are in charge of the Sacramento County budget. I would like you to tell me how you would prioritize County spending for 6 broad areas. For this exercise, assume you have \$100 to spend. After I read you all 6 key areas, please tell me how many dollars out of \$100 you would spend on each, keeping in mind that the total must add up to \$100.